



---

EAST TENNESSEE STATE  
UNIVERSITY

---

# **Fall 2022 ETSU State of The University Survey**

East Tennessee State University Board of Trustees  
April 21, 2023



# Overview

- Survey Background
- Survey Respondents
- Survey Highlights
- Summary



# ETSU State of The University Survey – Fall 2022

- Survey of all students, faculty, and staff
- Launched on November 2, 2022
- Reminder on November 10<sup>th</sup>, 2022
- Reminder on November 17<sup>th</sup>, 2022
- Closed Survey on December 19<sup>th</sup>, 2022
- Survey Conducted by the ETSU Applied Social Research Lab
  - Thank you to:



Dr. Joe Bidwell  
Professor, Dean College  
of Arts and Sciences



Dr. Leslie McCallister  
Professor, Interim Chair  
Sociology and  
Anthropology



Dr. Kelly Foster  
Associate Professor &  
Director of ASRL



Ms. Morgan Kidd  
(Jones)  
Assistant Director of  
ASRL



# Survey Respondents

- 2,935 Responses
  - 1,177 Full-time Undergraduate Students
  - 129 Part-time Undergraduate Students
  - 287 Full-time Graduate Students
  - 114 Part-time Graduate Students
  - 481 Full-time Faculty Member
  - 119 Adjunct Faculty Member
  - 753 Staff Member (14 Executive Staff, 403 Administrative Staff, 246 Support Staff, 42 Temporary Staff, 48 Other)



## Opinions of ETSU

- 62.7% feel a sense of belonging at ETSU
- 70.5% believe ETSU is headed in the right direction
- 89.4% are optimistic about the future growth of ETSU
- 95.5% believe ETSU improves the lives of people in this region



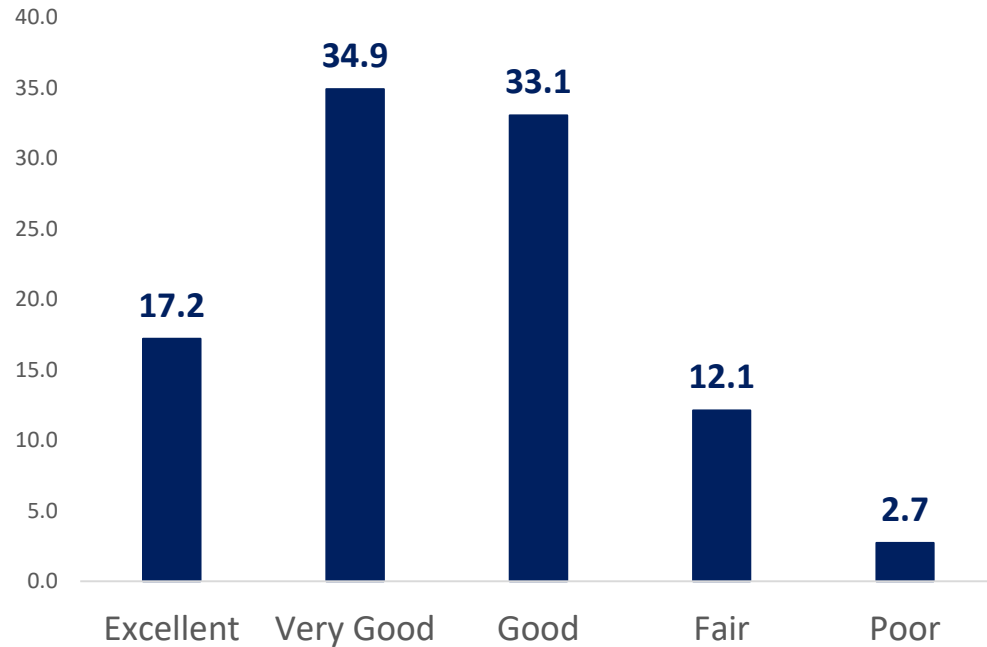
## Opinions of ETSU - Continued

- 74.0% of those living on campus are satisfied with their residence
- 80.9 % believe their professor cares if they succeed
- 81.3% believe their professors have enough time for them
- 83.2 % say their professors are eager to help them

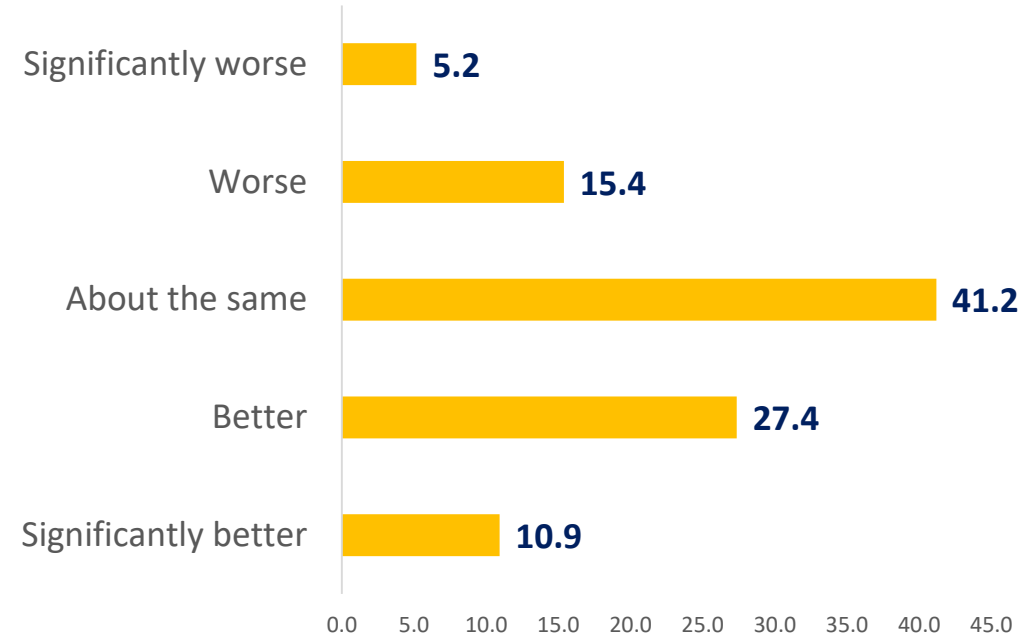


# Health and Wellness

- 92.3% believe ETSU has the resources to support physical health and wellness
- 76.8% believe ETSU has the resources to support mental health and wellness



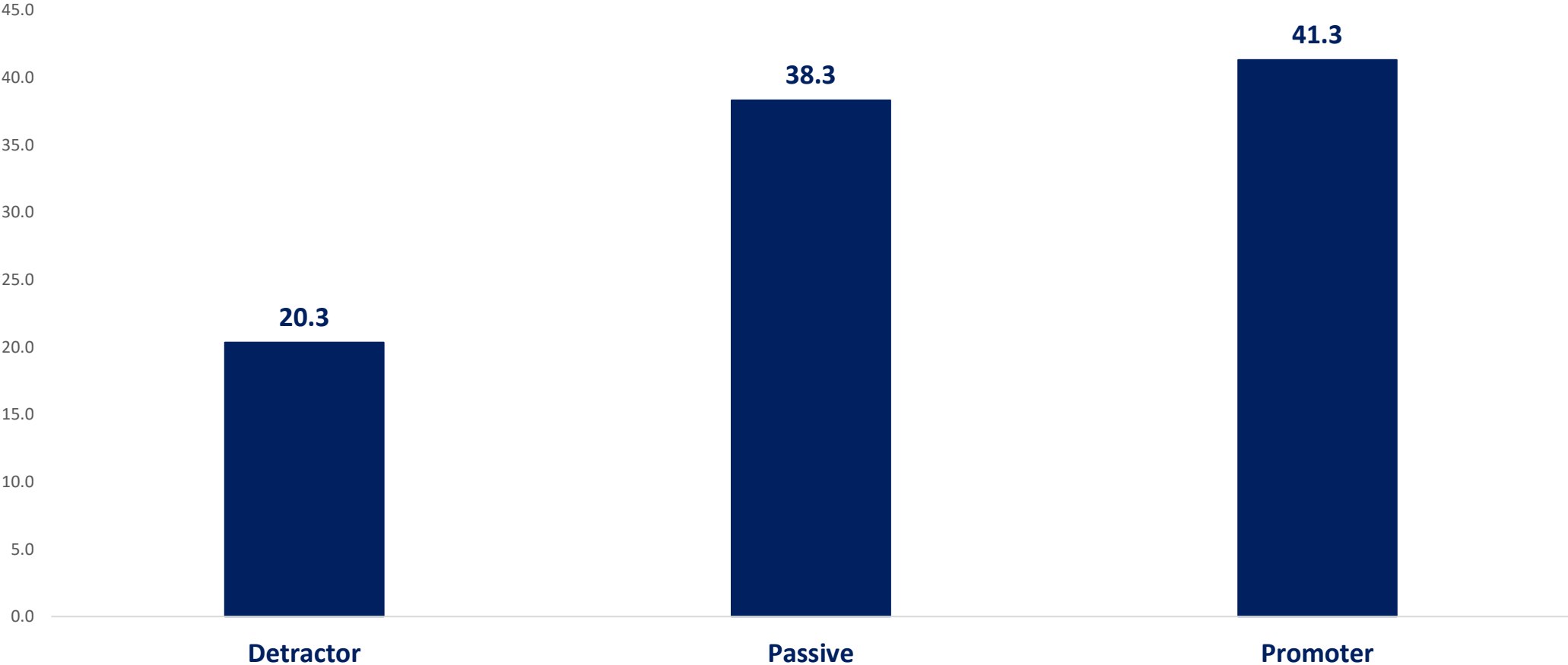
Would you say your health in general is excellent, very good, good, fair, or poor?



Compared to the last two years of the pandemic (2020-2021), would you say your current mental health is better, about the same, or worse than it was?

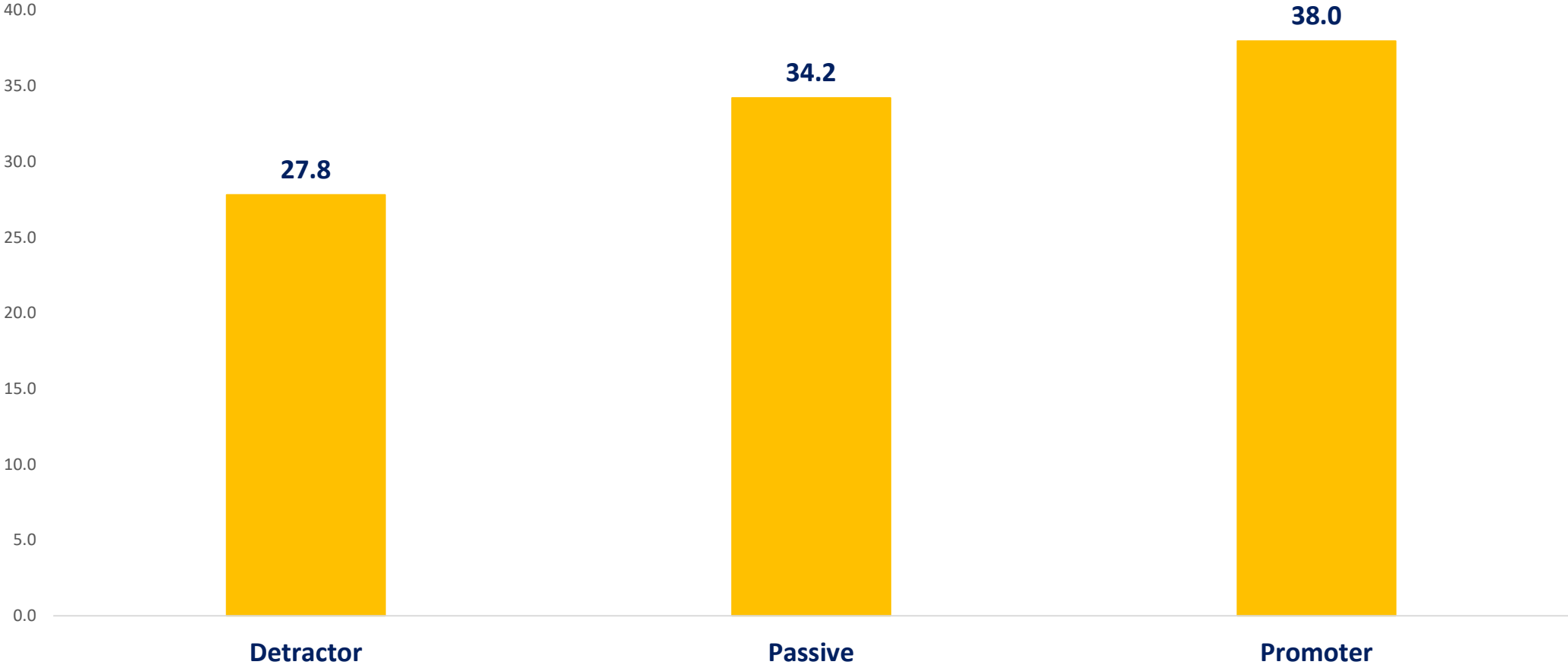


# How likely are you to recommend ETSU to a friend, family member, colleague, or other prospective student as a place to study?

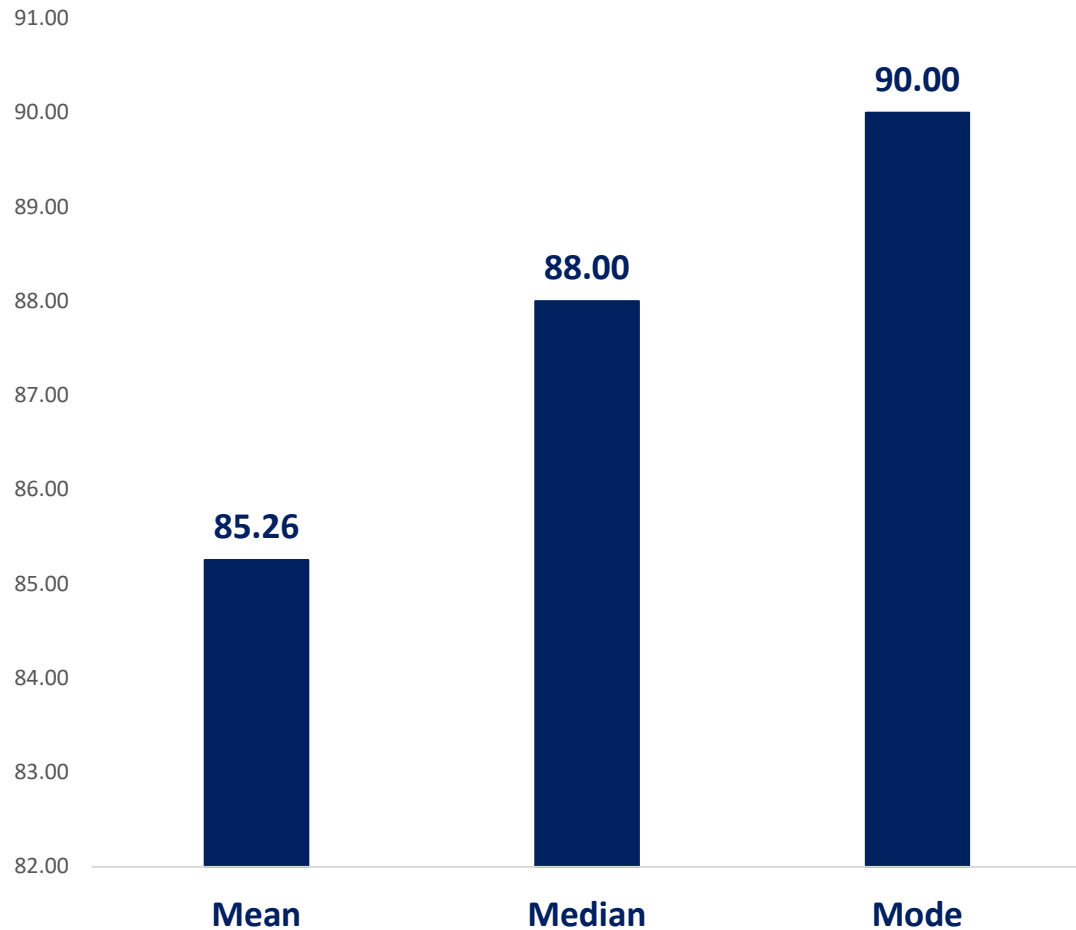




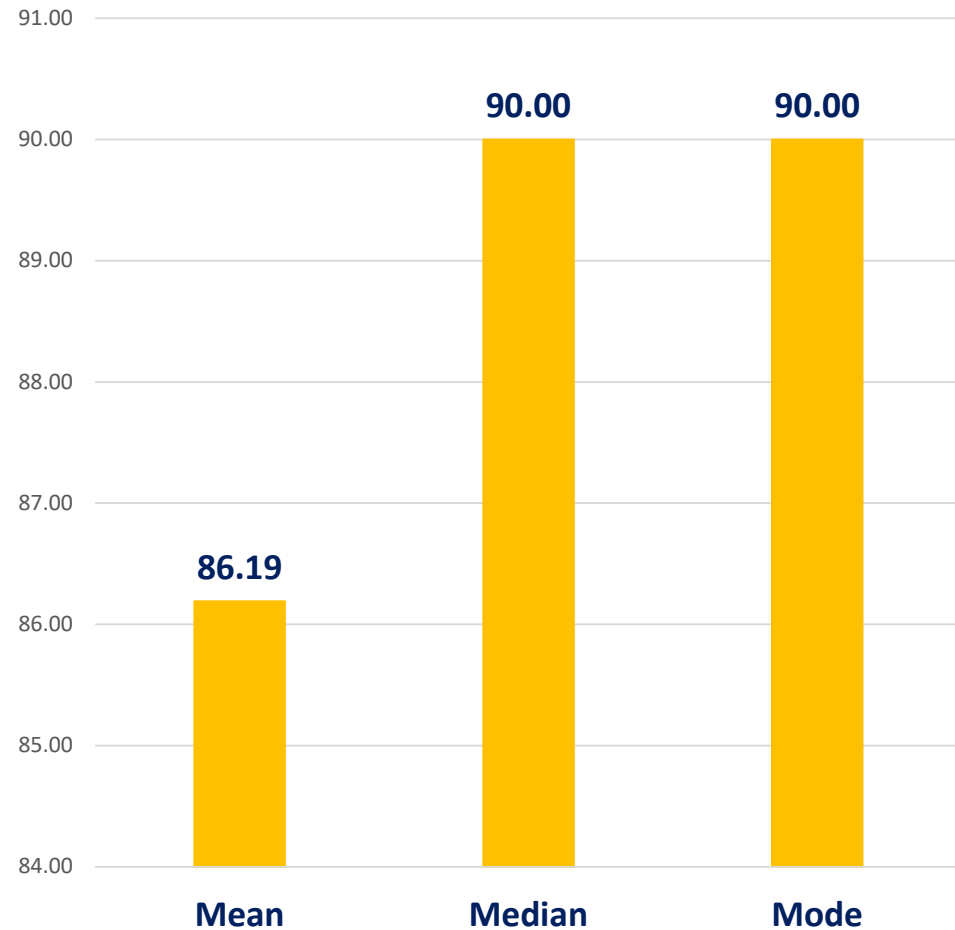
# How likely are you to recommend ETSU to a friend, family member, colleague, or other prospective student/employee as a place to work?



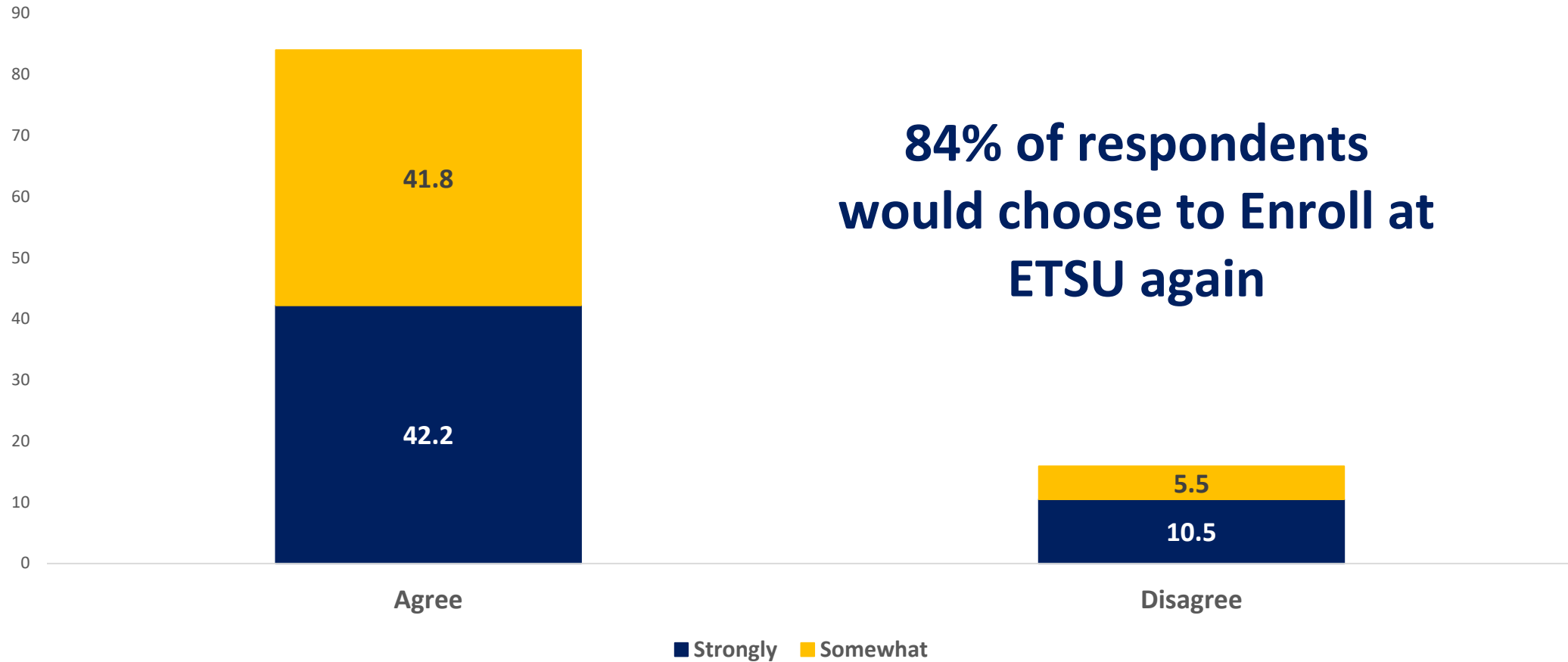
**What overall grade (0-100) would you give ETSU?  
Please enter a number between 0 and 100.**



**How would you grade (0-100) the quality of  
your entire educational experience this year?  
Please enter a number between 0 and 100.**



# If I were starting over, I would enroll at ETSU again.



# Summary

- Survey response was strong and includes a representative mix of faculty, staff, and students.
- Overall, respondents are positive and believe ETSU is headed in the right direction.
- We need to move more of the “passive supporters” to “promoters”, this will happen as we continue our internal marketing and communication strategy.
- Overwhelmingly students would choose ETSU again if given the chance.
- Departments and units with specific survey questions were provided those data in March, and the overall university report will be completed later this spring.

