



Lung Cancer Death Rate, 1999-2004


All Persons Ages 35 to 64


All Persons Ages 65 and Older


 A.R.C. Boundary


Rate per 100,000


 Low Outliers (16)

 First Quartile (16-44)

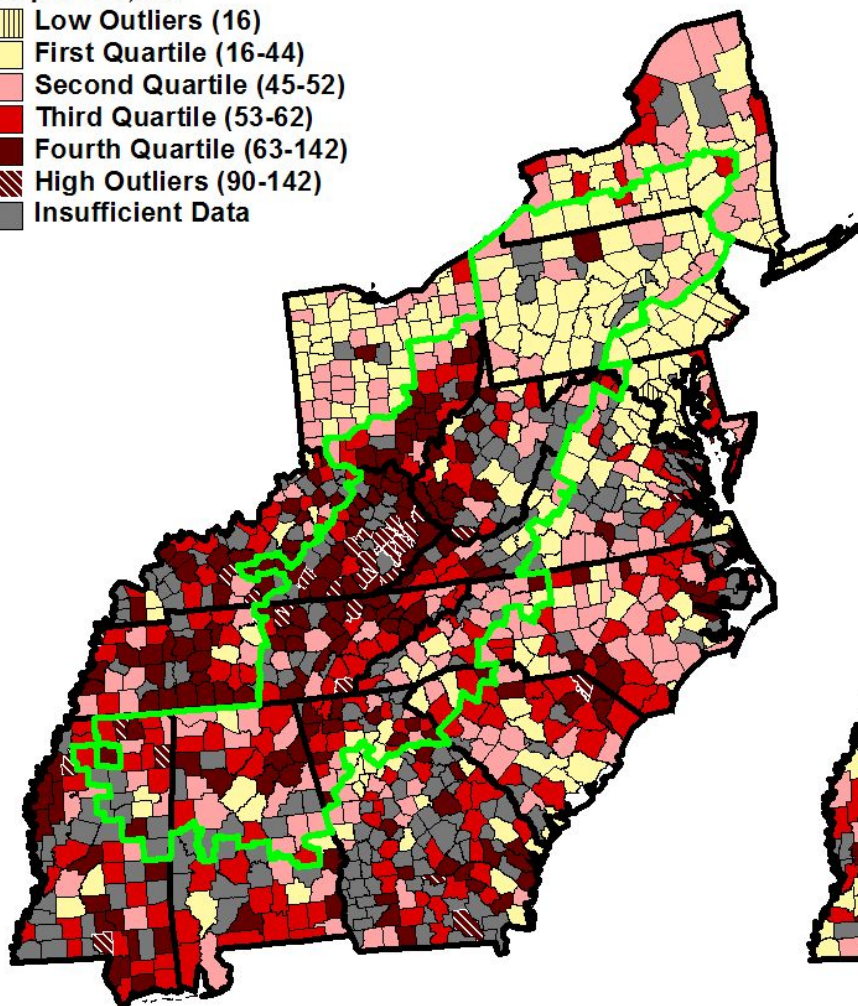
 Second Quartile (45-52)


 Third Quartile (53-62)

 Fourth Quartile (63-142)


 High Outliers (90-142)


 Insufficient Data





 A.R.C. Boundary


Rate per 100,000

 First Quartile (131-310)

 Second Quartile (311-348)

 Third Quartile (349-393)

 Fourth Quartile (394-736)

 High Outliers (519-736)

 Insufficient Data

