



# Colorectal Cancer Death Rate, 1999-2004


All Persons Ages 35 to 64


All Persons Ages 65 and Older


 A.R.C. Boundary


Rate per 100,000

 First Quartile (6-11)

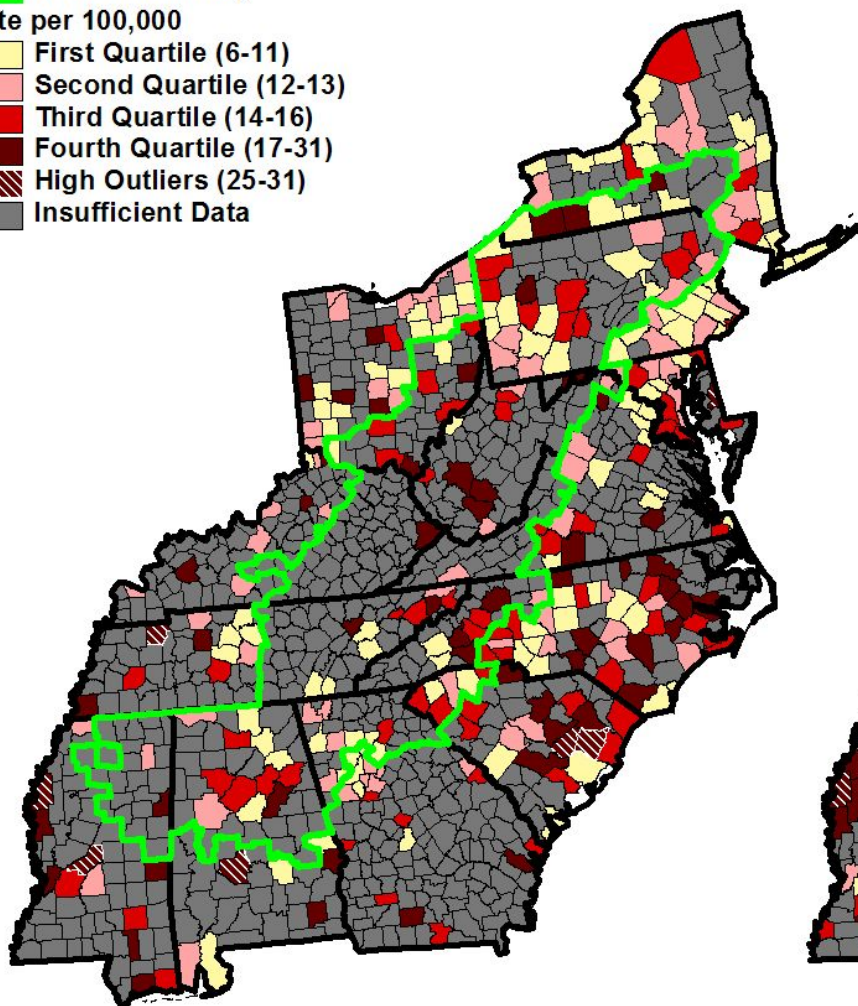
 Second Quartile (12-13)


 Third Quartile (14-16)

 Fourth Quartile (17-31)


 High Outliers (25-31)


 Insufficient Data





 A.R.C. Boundary


Rate per 100,000

 First Quartile (69-103)

 Second Quartile (104-119)

 Third Quartile (120-135)

 Fourth Quartile (136-262)

 High Outliers (184-262)

 Insufficient Data

