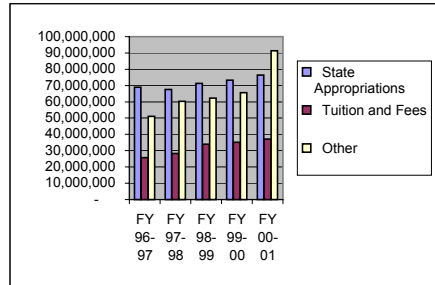
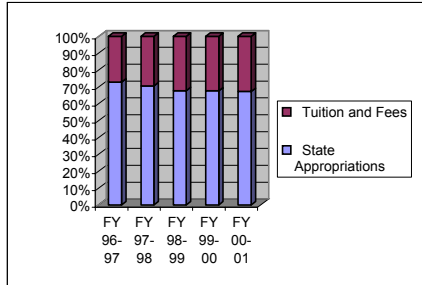
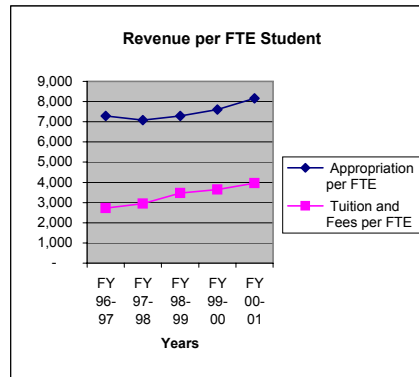


**EAST TENNESSEE STATE UNIVERSITY
SELECTED ENROLLMENT AND FINANCIAL DATA
FY 1996-1997 THROUGH FY 2000-2001**

	FY 96-97	FY 97-98	FY 98-99	FY 99-00	FY 00-01
Fall Headcount	11,635	11,596	11,730	11,423	11,063
Fall FTE	9,450	9,549	9,792	9,638	9,364
E & G Revenue					
State Appropriations	68,937,840	67,651,627	71,301,791	73,296,300	76,409,400
Tuition and Fees	25,693,600	28,220,485	33,995,769	35,076,620	37,161,833
Other	51,034,801	60,399,548	62,361,477	65,636,473	91,430,045
Total E & G Revenue	145,666,241	156,271,660	167,659,037	174,009,393	205,001,278



	FY 96-97	FY 97-98	FY 98-99	FY 99-00	FY 00-01
Revenue per FTE					
Appropriation per FTE	7,295	7,085	7,282	7,605	8,160
Tuition and Fees per FTE	2,719	2,955	3,472	3,639	3,969
Other per FTE	5,401	6,325	6,369	6,810	9,764
Total per FTE	15,414	16,365	17,122	18,055	21,892



E & G Expenditures and Transfers	137,160,347	154,693,135	166,946,910	167,485,052	199,115,844
----------------------------------	-------------	-------------	-------------	-------------	-------------

E & G Exp per FTE	14,514	16,200	17,049	17,378	21,264
-------------------	--------	--------	--------	--------	--------

