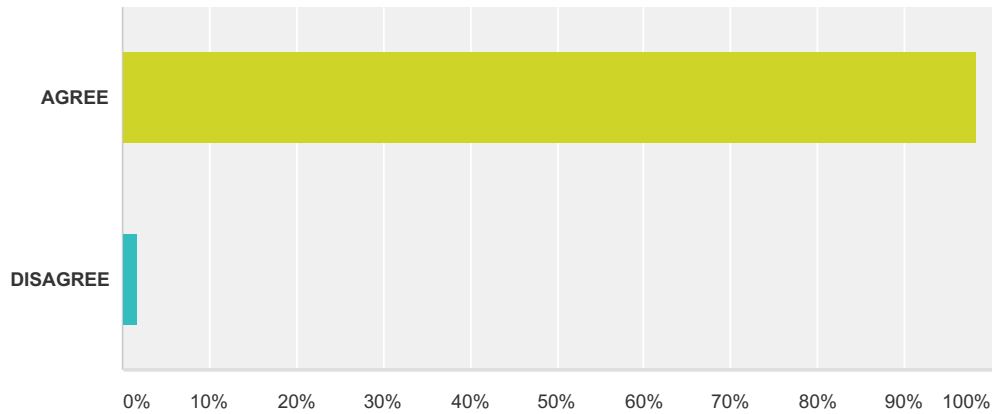


Q1 ELECTRONIC CONSENT: Please select your choice below. Clicking on the "agree" button below indicates that: you have read the above information you voluntarily agree to participate you are at least 18 years of age If you do not wish to participate in the research study, please decline participation by clicking on the "disagree" button.

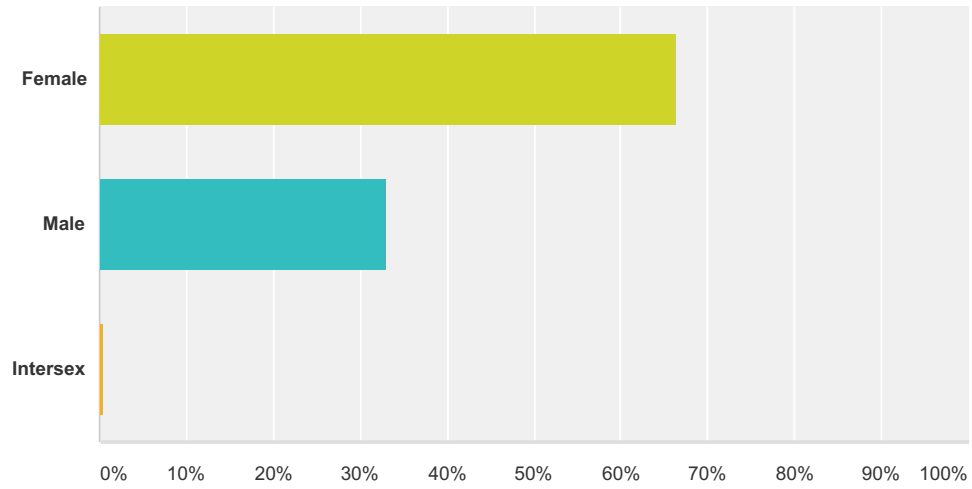
Answered: 744 Skipped: 0



Answer Choices	Responses
AGREE	98.39% 732
DISAGREE	1.61% 12
Total	744

Q2 What is your biological sex?

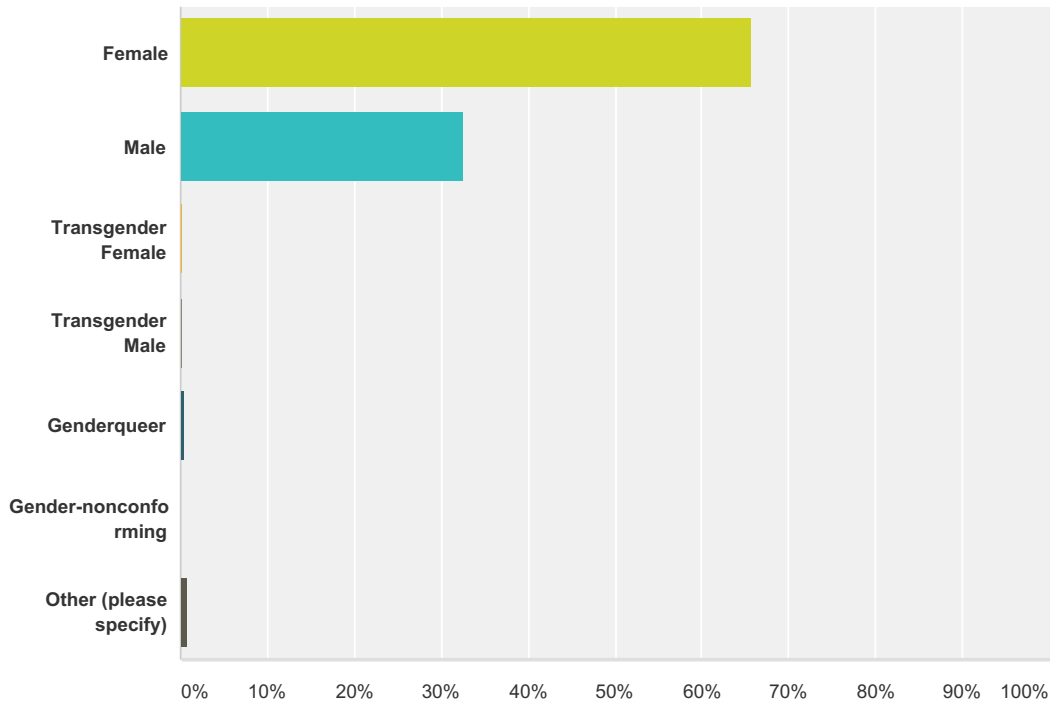
Answered: 677 Skipped: 67



Answer Choices	Responses	Count
Female	66.47%	450
Male	33.09%	224
Intersex	0.44%	3
Total		677

Q3 What is your current gender identity?

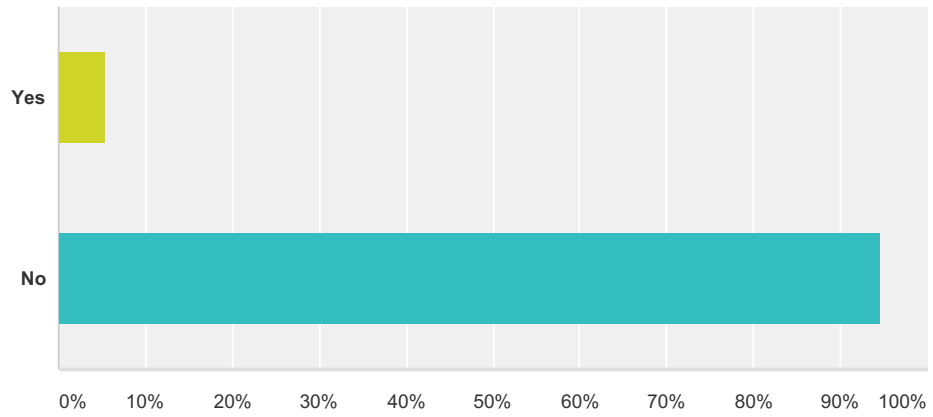
Answered: 676 Skipped: 68



Answer Choices	Responses	Count
Female	65.83%	445
Male	32.54%	220
Transgender Female	0.15%	1
Transgender Male	0.30%	2
Genderqueer	0.44%	3
Gender-nonconforming	0.00%	0
Other (please specify)	0.74%	5
Total		676

Q4 Are you Hispanic or Latino/a?

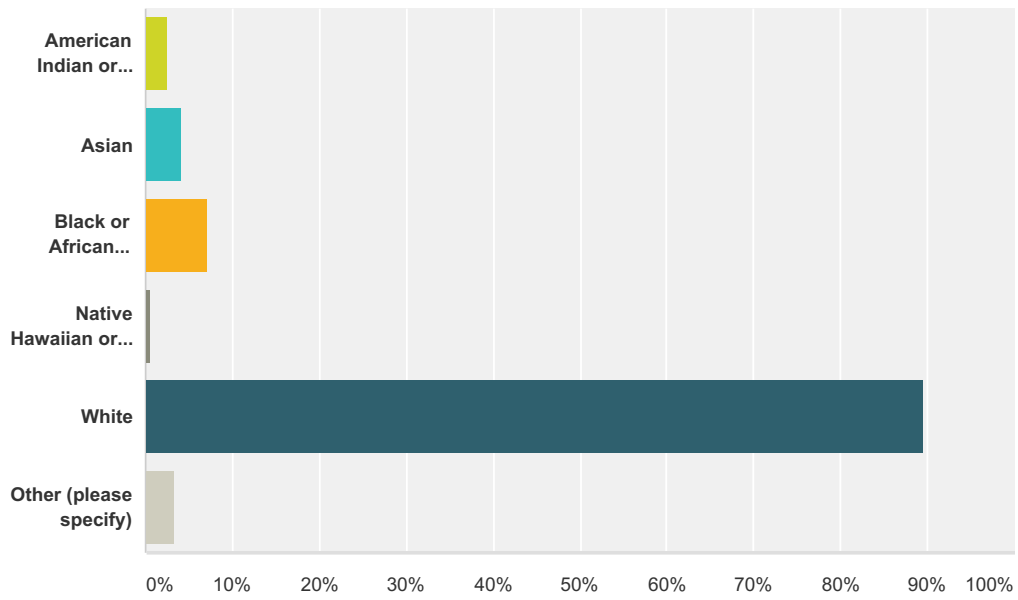
Answered: 672 Skipped: 72



Answer Choices	Responses
Yes	5.36% 36
No	94.64% 636
Total	672

Q5 Select one or more of the following options that best describes your race:

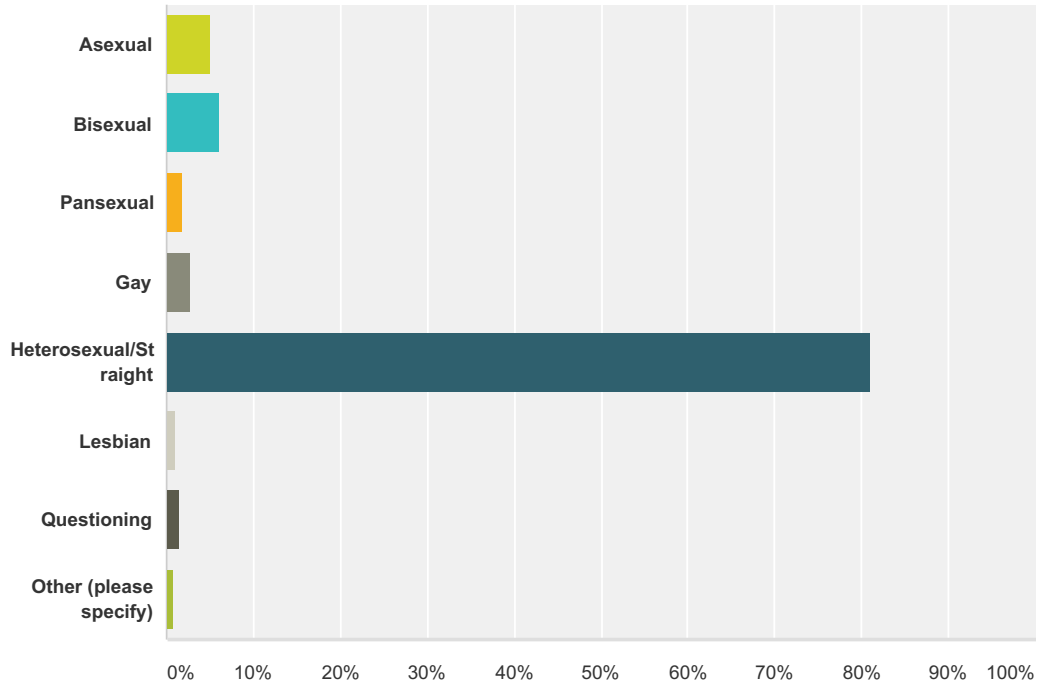
Answered: 667 Skipped: 77



Answer Choices	Responses
American Indian or Alaska Native	2.55% 17
Asian	4.20% 28
Black or African American	7.05% 47
Native Hawaiian or Other Pacific Islander	0.60% 4
White	89.51% 597
Other (please specify)	3.30% 22
Total Respondents: 667	

Q6 Do you consider yourself to be:

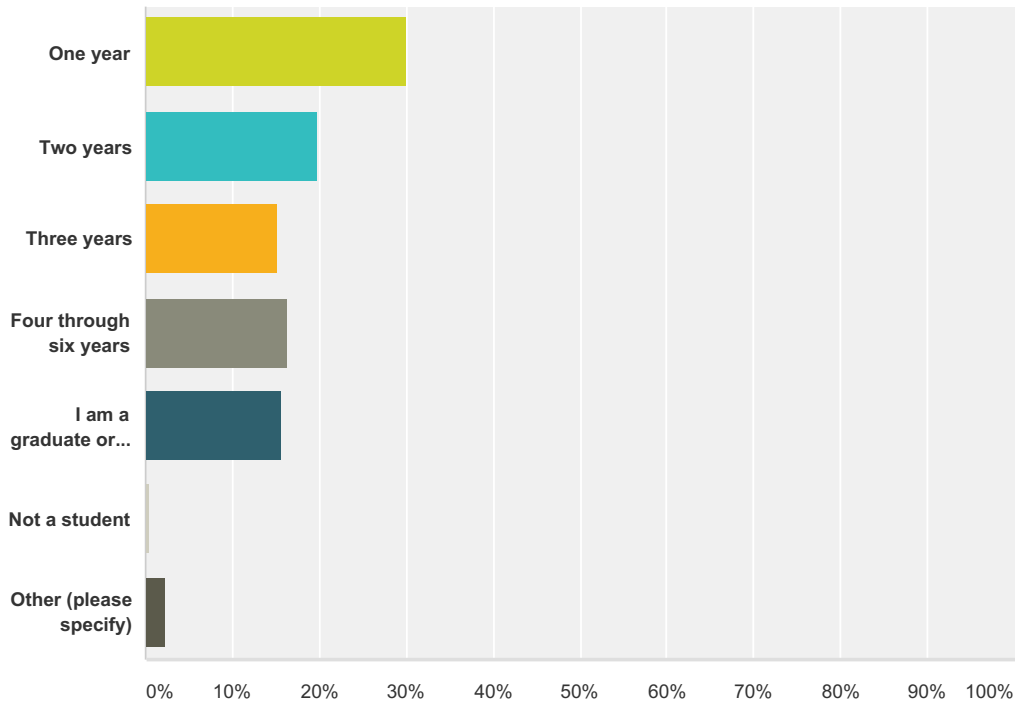
Answered: 670 Skipped: 74



Answer Choices	Responses	Count
Asexual	4.93%	33
Bisexual	5.97%	40
Pansexual	1.94%	13
Gay	2.69%	18
Heterosexual/Straight	81.04%	543
Lesbian	1.04%	7
Questioning	1.49%	10
Other (please specify)	0.90%	6
Total		670

Q7 How many years have you been enrolled as a student at this school?

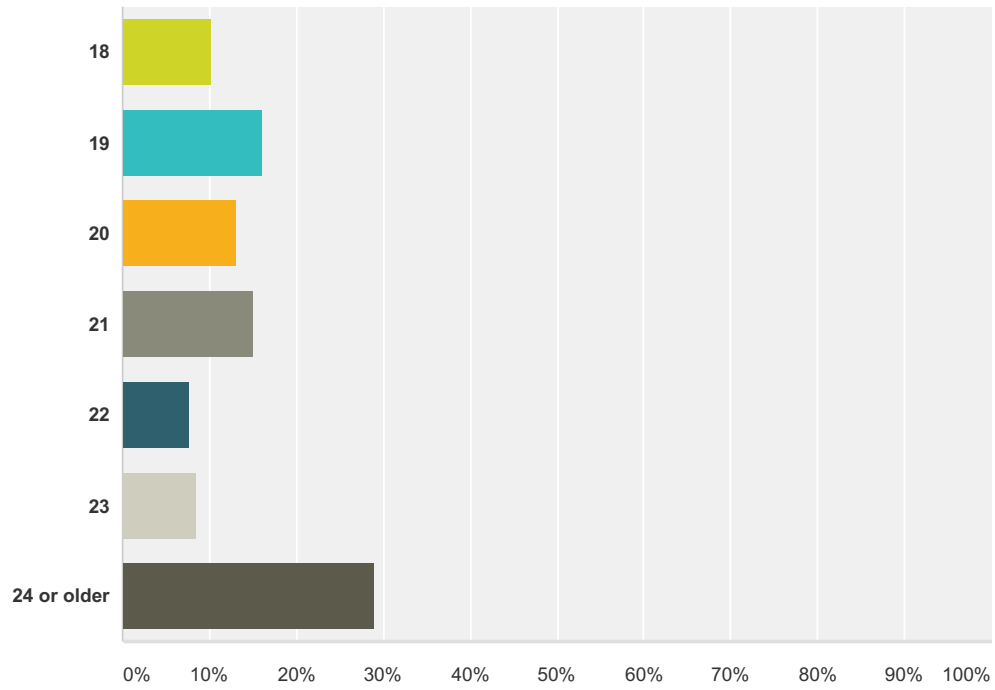
Answered: 673 Skipped: 71



Answer Choices	Responses
One year	30.01% 202
Two years	19.91% 134
Three years	15.30% 103
Four through six years	16.20% 109
I am a graduate or professional school student	15.75% 106
Not a student	0.45% 3
Other (please specify)	2.38% 16
Total	673

Q8 How old are you?

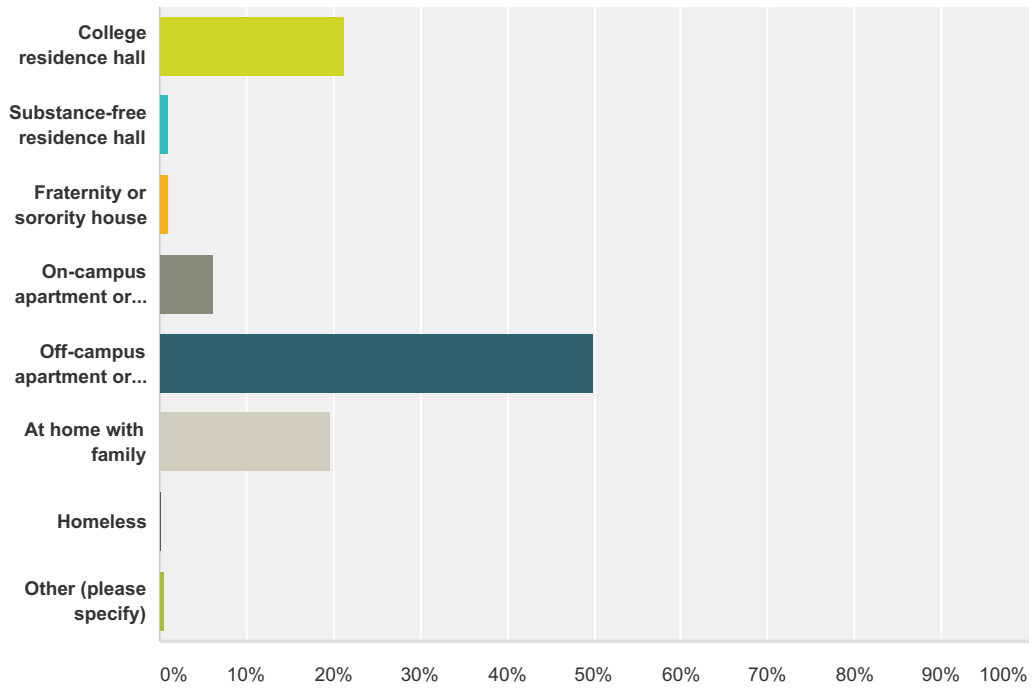
Answered: 674 Skipped: 70



Answer Choices	Responses	
18	10.24%	69
19	16.17%	109
20	13.20%	89
21	15.13%	102
22	7.72%	52
23	8.61%	58
24 or older	28.93%	195
Total		674

Q9 Which best describes your current living arrangements this academic year?

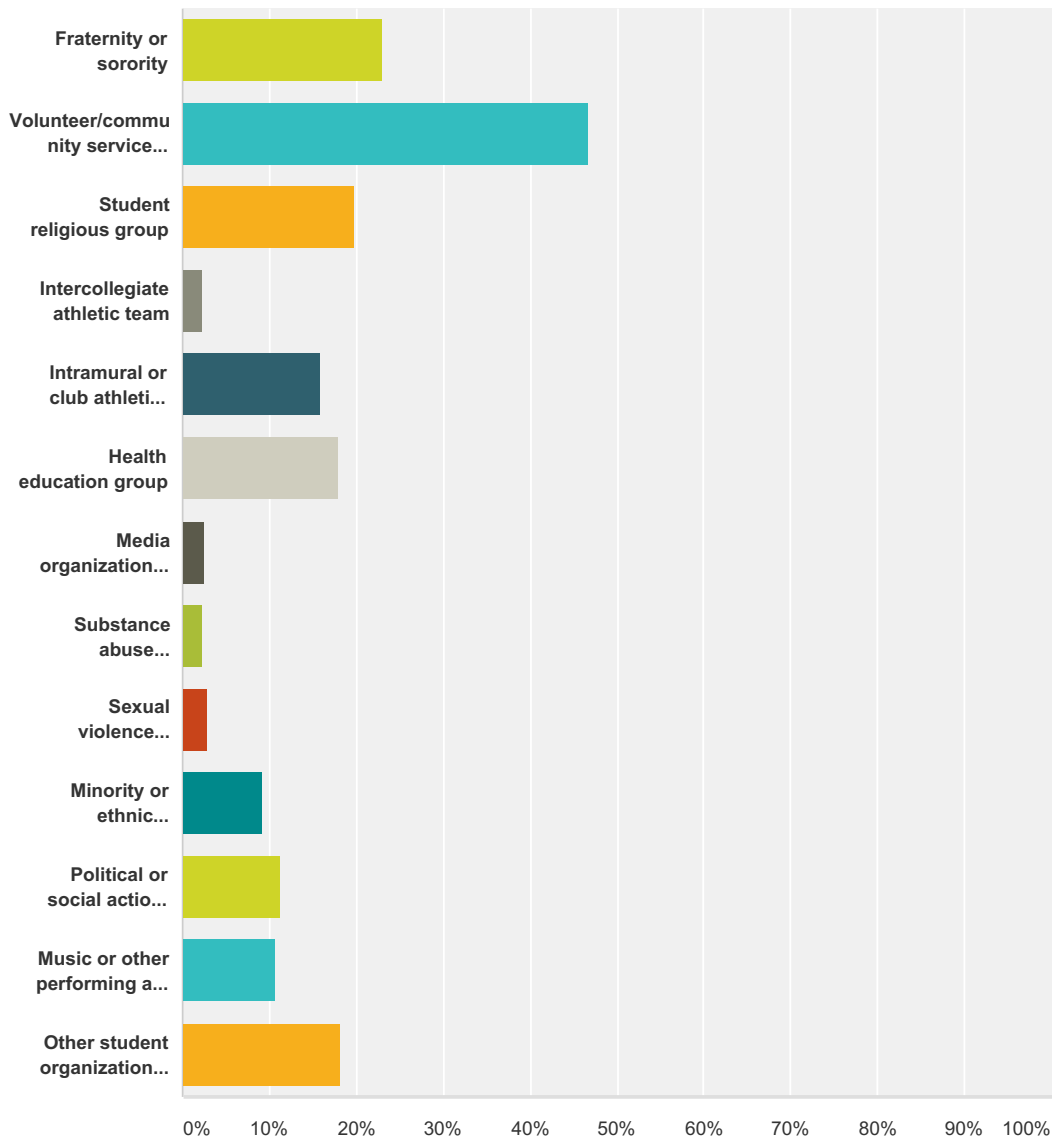
Answered: 676 Skipped: 68



Answer Choices	Responses
College residence hall	21.30% 144
Substance-free residence hall	1.04% 7
Fraternity or sorority house	1.04% 7
On-campus apartment or house	6.21% 42
Off-campus apartment or house	50.00% 338
At home with family	19.53% 132
Homeless	0.30% 2
Other (please specify)	0.59% 4
Total	676

Q10 Are you currently a member of any of the following? Please check all that apply.

Answered: 424 Skipped: 320



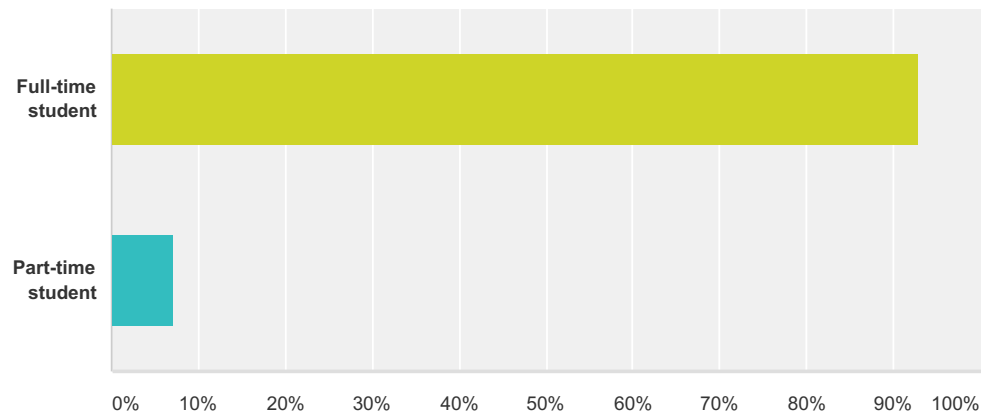
Answer Choices	Responses
Fraternity or sorority	22.88% 97
Volunteer/community service organization	46.70% 198
Student religious group	19.81% 84
Intercollegiate athletic team	2.36% 10
Intramural or club athletic team	15.80% 67
Health education group	17.92% 76
Media organization (e.g., newspaper, radio, magazine)	2.59% 11

Campus Climate Survey - East Tennessee State University

Substance abuse prevention peer education group	2.36%	10
Sexual violence prevention peer education group	2.83%	12
Minority or ethnic organization	9.20%	39
Political or social action group	11.32%	48
Music or other performing arts group	10.61%	45
Other student organization or group (please specify)	18.16%	77
Total Respondents: 424		

Q11 What is your current enrollment status?

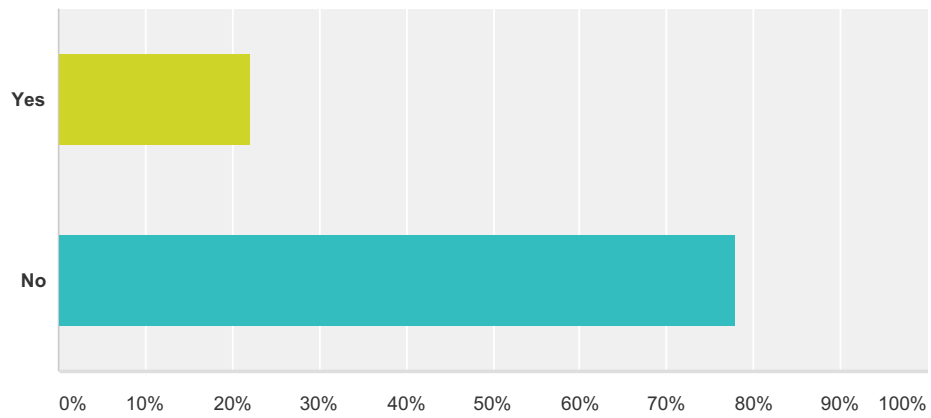
Answered: 667 Skipped: 77



Answer Choices	Responses	
Full-time student	92.80%	619
Part-time student	7.20%	48
Total		667

Q12 Did you transfer to this school from another school?

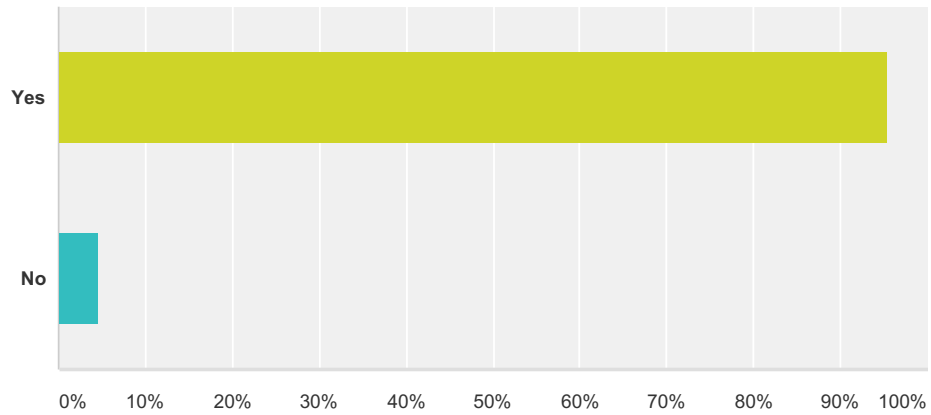
Answered: 672 Skipped: 72



Answer Choices	Responses
Yes	22.17% 149
No	77.83% 523
Total	672

Q13 Are you a United States citizen?

Answered: 674 Skipped: 70



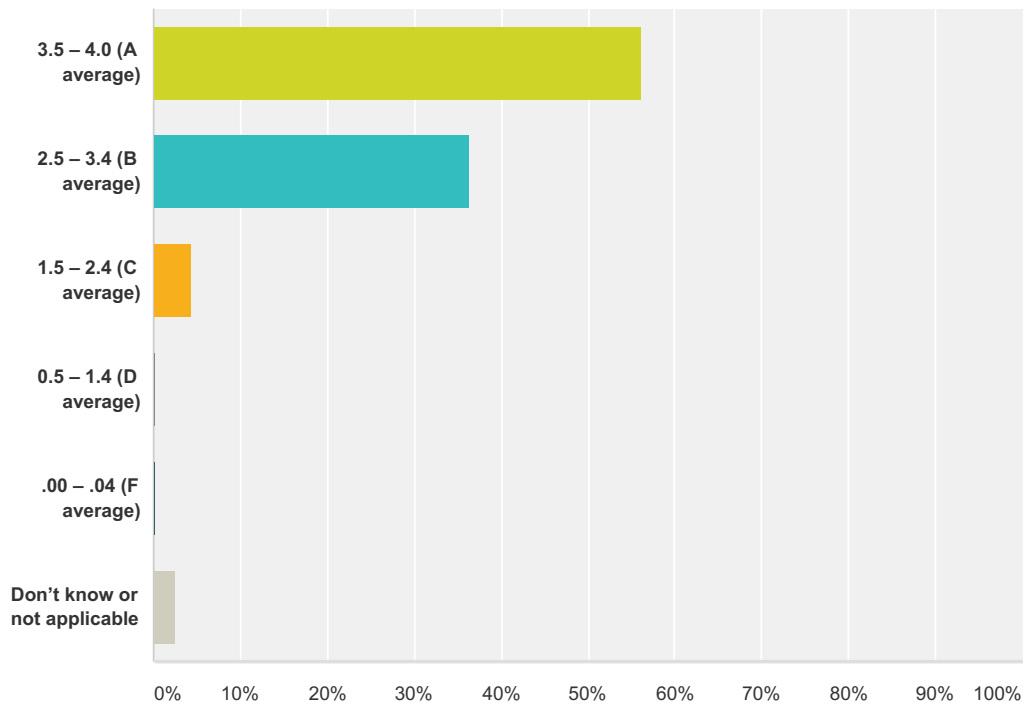
Answer Choices	Responses
Yes	95.40% 643
No	4.60% 31
Total	674

Q14 If you are not a United States citizen, how many years have you lived, resided, or studied in the United States?

Answered: 29 Skipped: 715

Q15 Which of the following best describes your current grade point average?

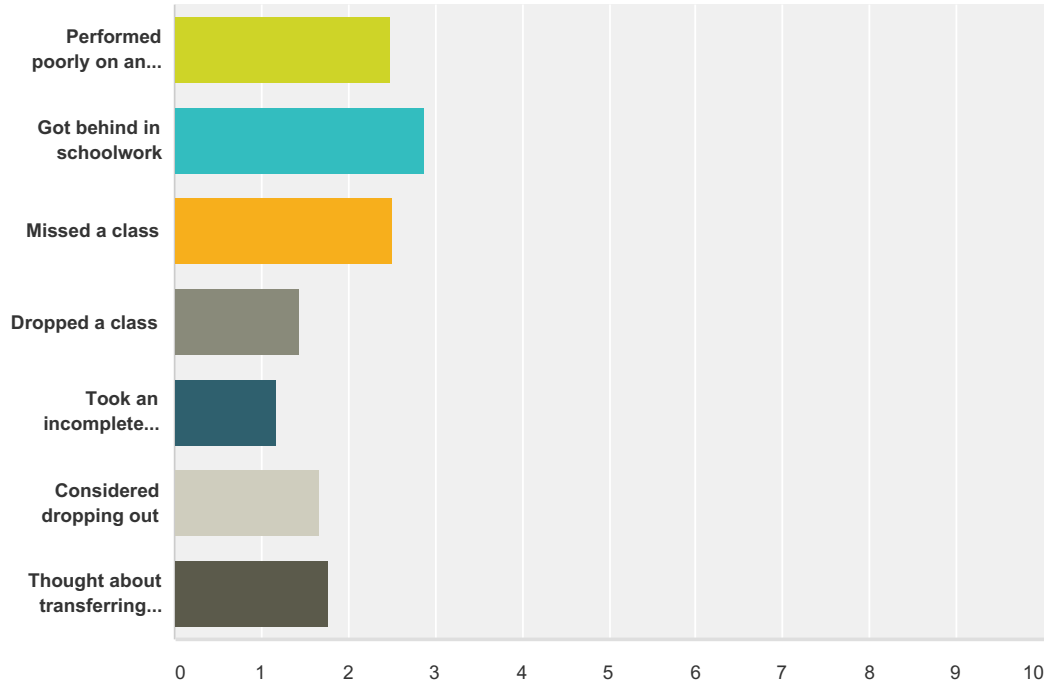
Answered: 643 Skipped: 101



Answer Choices	Responses	
3.5 – 4.0 (A average)	56.14%	361
2.5 – 3.4 (B average)	36.39%	234
1.5 – 2.4 (C average)	4.35%	28
0.5 – 1.4 (D average)	0.31%	2
.00 – .04 (F average)	0.31%	2
Don't know or not applicable	2.49%	16
Total		643

Q16 Since you've been a student at this school, to what degree has the following happened to you?

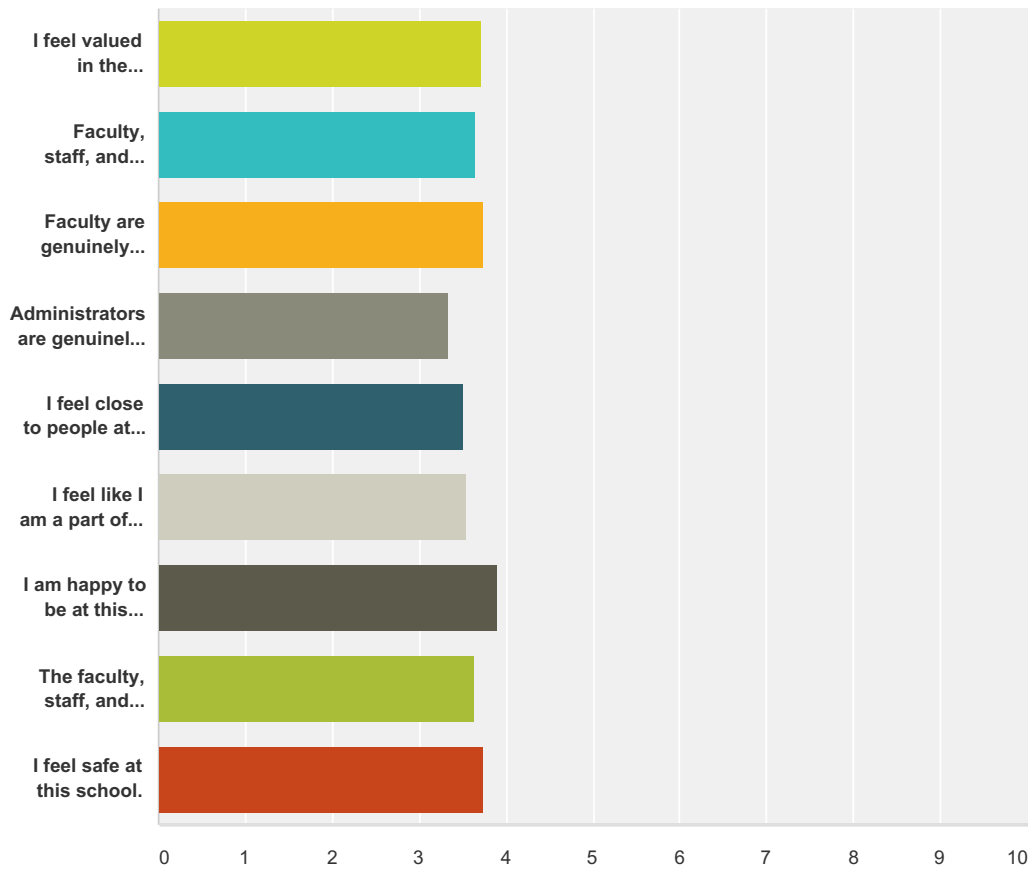
Answered: 644 Skipped: 100



	Never	Rarely	Occasionally	Sometimes	Frequently	Usually	Always	Total	Weighted Average
Performed poorly on an assignment	11.49% 74	47.83% 308	24.22% 156	14.29% 92	1.71% 11	0.31% 2	0.16% 1	644	2.48
Got behind in schoolwork	10.87% 70	30.28% 195	31.06% 200	18.17% 117	7.14% 46	1.40% 9	1.09% 7	644	2.89
Missed a class	16.82% 108	37.38% 240	28.50% 183	14.02% 90	2.65% 17	0.31% 2	0.31% 2	642	2.50
Dropped a class	67.24% 433	25.93% 167	3.42% 22	2.64% 17	0.31% 2	0.47% 3	0.00% 0	644	1.44
Took an incomplete course grade	89.56% 575	7.48% 48	1.40% 9	1.09% 7	0.31% 2	0.16% 1	0.00% 0	642	1.16
Considered dropping out	67.29% 432	15.26% 98	7.94% 51	4.83% 31	2.02% 13	1.40% 9	1.25% 8	642	1.68
Thought about transferring to a new school	65.63% 422	14.62% 94	8.55% 55	5.29% 34	2.49% 16	0.93% 6	2.49% 16	643	1.77

Q17 Please indicate your level of agreement with the following statements:

Answered: 622 Skipped: 122



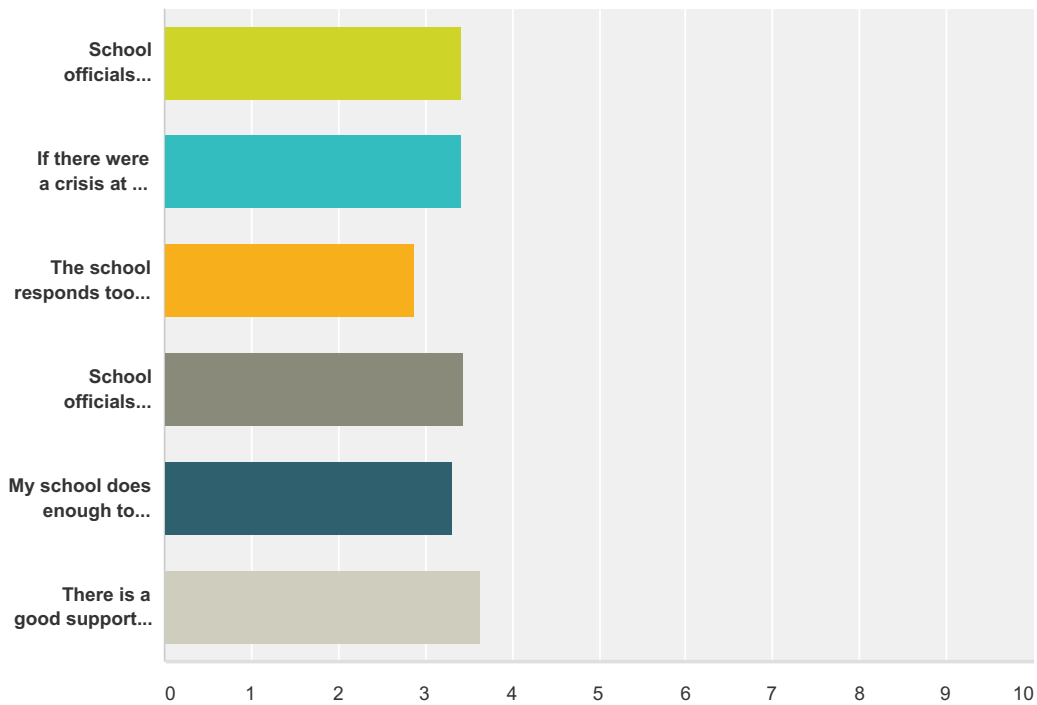
	Strongly Disagree	Disagree	Neither Agree Nor Disagree	Agree	Strongly Agree	Total	Weighted Average
I feel valued in the classroom/learning environment.	3.54% 22	7.07% 44	21.06% 131	51.61% 321	16.72% 104	622	3.71
Faculty, staff, and administrators respect what students at this school think.	4.68% 29	10.02% 62	16.96% 105	52.02% 322	16.32% 101	619	3.65
Faculty are genuinely concerned about my welfare.	3.57% 22	8.59% 53	20.26% 125	46.84% 289	20.75% 128	617	3.73
Administrators are genuinely concerned about my welfare.	9.11% 56	11.54% 71	29.43% 181	36.59% 225	13.33% 82	615	3.33
I feel close to people at this school.	6.16% 38	12.80% 79	25.45% 157	35.66% 220	19.94% 123	617	3.50
I feel like I am a part of this college/university.	6.62% 41	11.47% 71	21.65% 134	41.03% 254	19.22% 119	619	3.55
I am happy to be at this college/university.	4.68% 29	3.39% 21	17.45% 108	44.75% 277	29.73% 184	619	3.91
The faculty, staff, and administrators at this school treat students fairly.	4.19% 26	8.39% 52	22.26% 138	49.35% 306	15.81% 98	620	3.64

Campus Climate Survey - East Tennessee State University

I feel safe at this school.	3.71% 23	9.19% 57	19.68% 122	44.19% 274	23.23% 144	620	3.74
-----------------------------	--------------------	--------------------	----------------------	----------------------	----------------------	-----	------

Q18 Please indicate your level of agreement with the following statements:

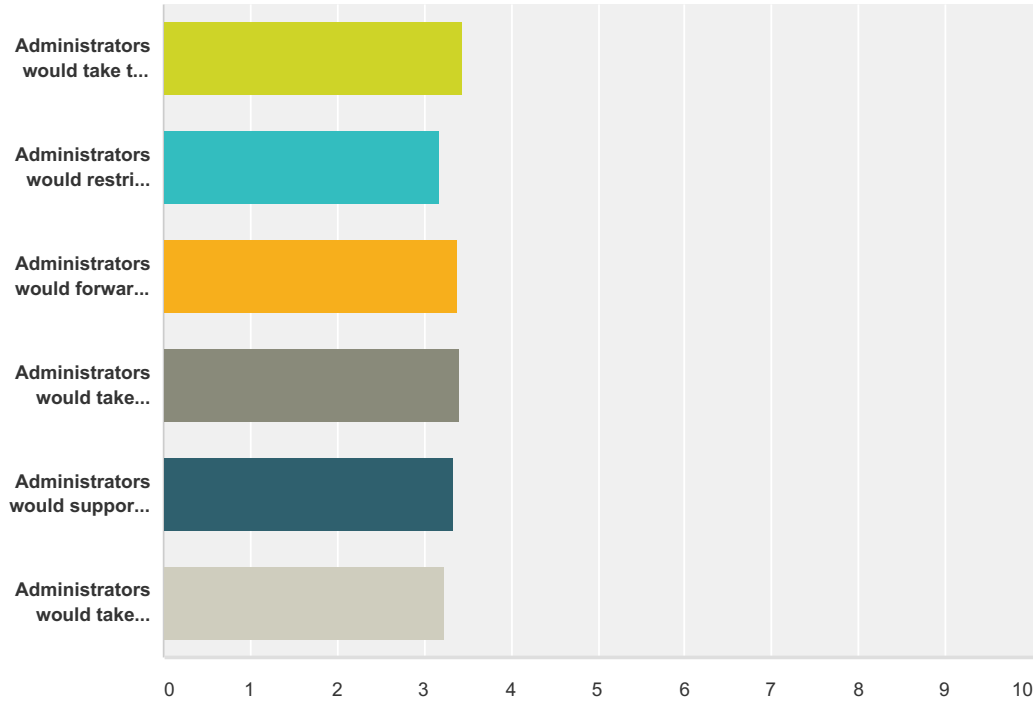
Answered: 586 Skipped: 158



	Strongly Disagree	Disagree	Neither Agree Nor Disagree	Agree	Strongly Agree	I don't have any knowledge or experience around this to offer a response.	Total	Weighted Average
School officials (administrators, public safety officers) could do more to protect students from harm.	2.91% 17	12.48% 73	30.26% 177	26.50% 155	14.36% 84	13.50% 79	585	3.43
If there were a crisis at my school, my school would handle it well.	5.14% 30	9.93% 58	24.66% 144	32.71% 191	11.82% 69	15.75% 92	584	3.43
The school responds too slowly in difficult situations.	7.38% 43	22.13% 129	28.64% 167	15.09% 88	6.00% 35	20.75% 121	583	2.88
School officials handle negative incidents in a fair and responsible manner.	4.12% 24	6.87% 40	24.91% 145	31.96% 186	8.59% 50	23.54% 137	582	3.44
My school does enough to protect the safety of students.	5.13% 30	16.24% 95	27.18% 159	29.57% 173	12.31% 72	9.57% 56	585	3.31
There is a good support system at my school for students going through difficult times.	6.53% 38	5.33% 31	19.07% 111	30.76% 179	19.42% 113	18.90% 110	582	3.63

Q19 If someone were to report a sexual assault to administrators at your school (e.g., Title IX Coordinator, etc.), how likely is it that:

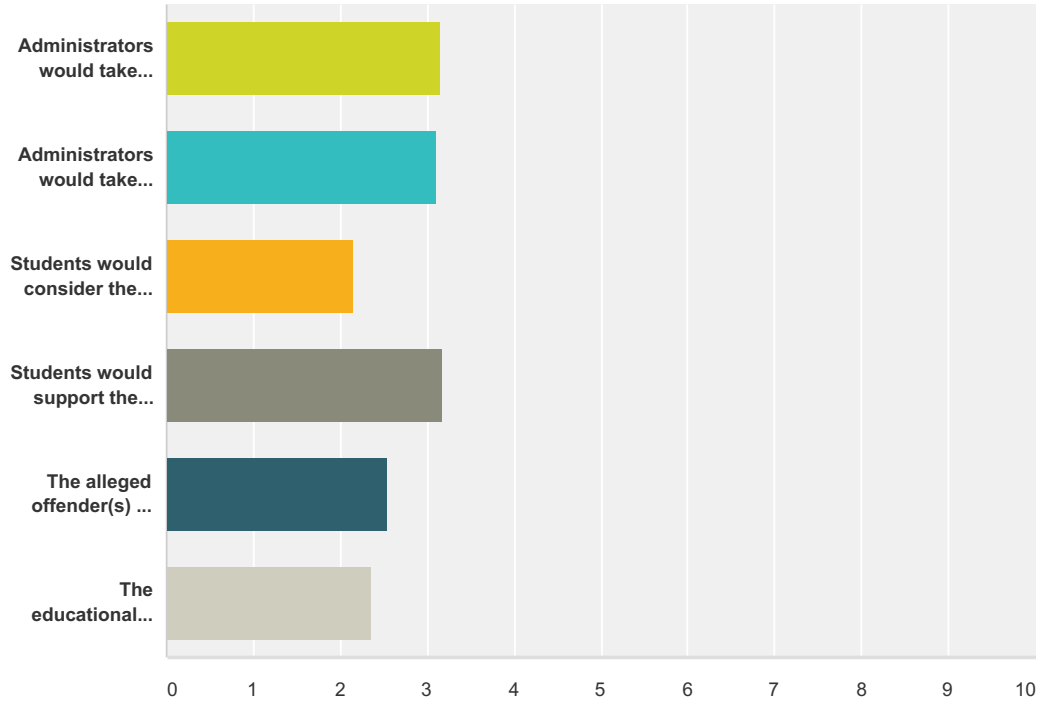
Answered: 537 Skipped: 207



	Not at all Likely	Somewhat Likely	Moderately Likely	Very Likely	I don't have any knowledge or experience around this to offer a response.	Total	Weighted Average
Administrators would take the report seriously?	3.17% 17	7.82% 42	17.32% 93	48.79% 262	22.91% 123	537	3.45
Administrators would restrict knowledge of the report to those who need to know in order for the school to respond properly?	7.33% 39	9.59% 51	18.23% 97	36.09% 192	28.76% 153	532	3.17
Administrators would forward the report to criminal investigators who work for the local police department or sheriff's office?	2.80% 15	8.41% 45	16.64% 89	40.00% 214	32.15% 172	535	3.38
Administrators would take steps to protect the safety of the person making the report?	4.48% 24	7.65% 41	15.30% 82	45.52% 244	27.05% 145	536	3.40
Administrators would support the person making the report?	4.12% 22	9.18% 49	15.92% 85	42.70% 228	28.09% 150	534	3.35
Administrators would take corrective action to address factors that may have led to the sexual assault?	6.38% 34	8.82% 47	18.20% 97	37.90% 202	28.71% 153	533	3.23

Q20 If someone were to report a sexual assault to administrators at your school (e.g., Title IX Coordinator, etc.), how likely is it that:

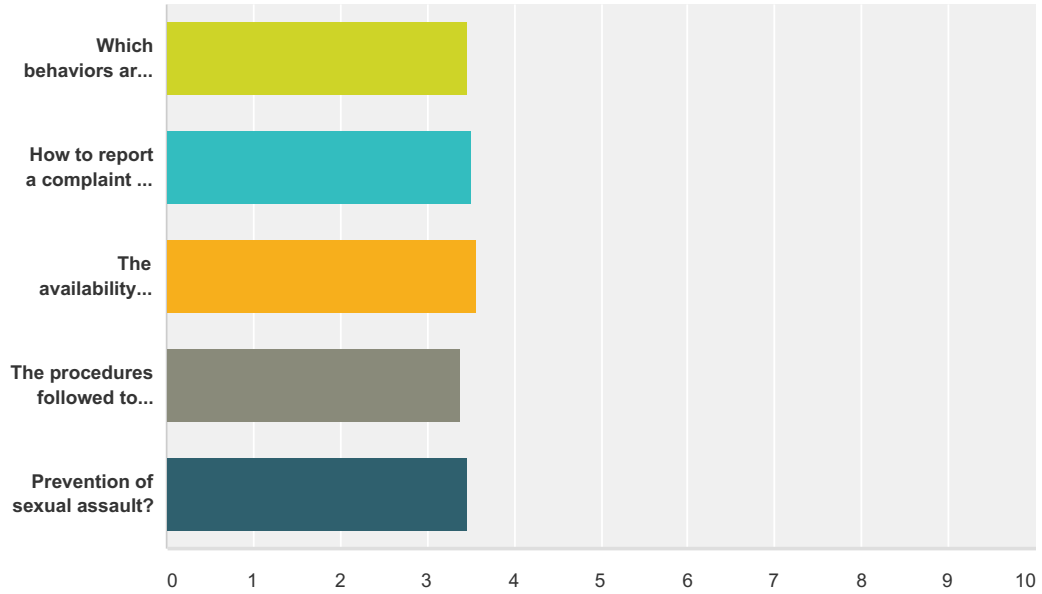
Answered: 535 Skipped: 209



	Not at all Likely	Somewhat Likely	Moderately Likely	Very Likely	I don't have any knowledge or experience around this to offer a response.	Total	Weighted Average
Administrators would take corrective action against the offender?	6.17% 33	11.96% 64	16.45% 88	35.14% 188	30.28% 162	535	3.16
Administrators would take steps to protect the person making the report from retaliation?	5.63% 30	13.70% 73	18.76% 100	32.83% 175	29.08% 155	533	3.11
Students would consider the person making the report to be a troublemaker?	24.39% 130	20.64% 110	12.76% 68	11.44% 61	30.77% 164	533	2.16
Students would support the person making the report?	2.44% 13	13.51% 72	25.70% 137	30.58% 163	27.77% 148	533	3.17
The alleged offender(s) or their associates would retaliate against the person making the report?	9.45% 50	22.12% 117	17.58% 93	12.48% 66	38.37% 203	529	2.54
The educational achievement/career of the person making the report would suffer?	18.76% 100	17.07% 91	13.88% 74	13.32% 71	36.96% 197	533	2.35

Q21 While you have been a student at this school, how useful did you find trainings you've received in the following areas related to sexual assault:

Answered: 510 Skipped: 234



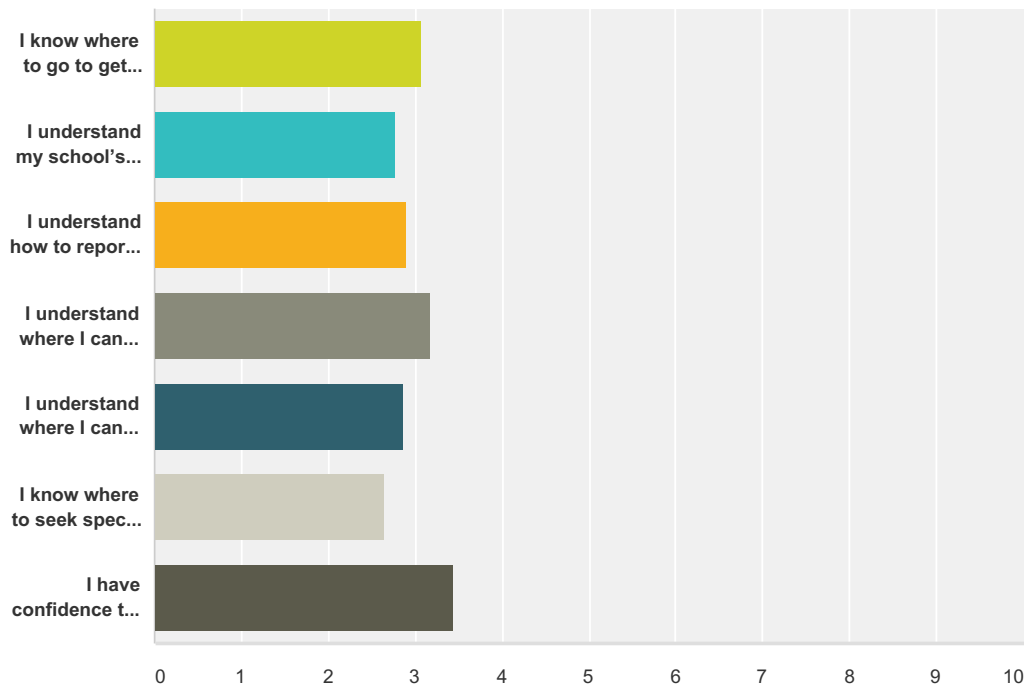
	Not Useful	Slightly Useful	Somewhat Useful	Moderately Useful	Very Useful	I have not received training in this area	Total	Weighted Average
Which behaviors are defined as "sexual assault?"	7.65% 39	7.65% 39	13.33% 68	13.73% 70	18.82% 96	38.82% 198	510	3.46
How to report a complaint of sexual assault?	6.67% 34	9.41% 48	11.57% 59	14.51% 74	19.41% 99	38.43% 196	510	3.50
The availability of confidential on-campus resources to help victims of sexual assault?	5.88% 30	7.84% 40	12.55% 64	18.04% 92	18.43% 94	37.25% 190	510	3.56
The procedures followed to investigate a complaint of sexual assault?	6.90% 35	9.27% 47	10.85% 55	14.20% 72	14.99% 76	43.79% 222	507	3.38
Prevention of sexual assault?	8.86% 45	8.07% 41	13.39% 68	14.57% 74	21.06% 107	34.06% 173	508	3.47

Q22 What questions do you still have related to these topics?

Answered: 101 Skipped: 643

Q23 Please indicate your level of agreement with the following statements:

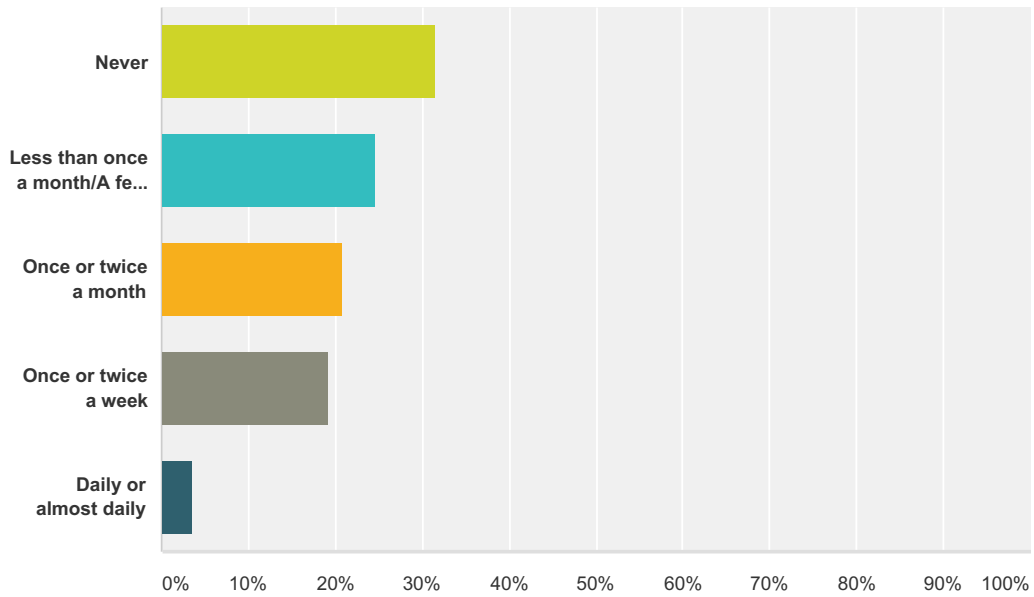
Answered: 479 Skipped: 265



	Strongly Disagree	Disagree	Neither Agree Nor Disagree	Agree	Strongly Agree	Total	Weighted Average
I know where to go to get help regarding sexual assault at my school.	14.20% 68	22.55% 108	15.03% 72	39.67% 190	8.56% 41	479	3.06
I understand my school's formal procedures to address complaints of sexual assault.	16.70% 80	29.44% 141	19.00% 91	29.02% 139	5.85% 28	479	2.78
I understand how to report a sexual assault at my school.	16.11% 77	26.57% 127	15.69% 75	34.31% 164	7.32% 35	478	2.90
I understand where I can find confidential support at my school.	14.02% 67	18.20% 87	15.90% 76	40.59% 194	11.30% 54	478	3.17
I understand where I can find 24/7 support related to sexual assault.	17.75% 85	25.47% 122	18.37% 88	30.06% 144	8.35% 40	479	2.86
I know where to seek special accommodations at my school if I was assaulted.	20.92% 100	31.59% 151	15.90% 76	25.10% 120	6.49% 31	478	2.65
I have confidence that my school's administrators will follow the procedures necessary to address complaints of sexual assault fairly.	7.93% 38	9.60% 46	25.05% 120	44.68% 214	12.73% 61	479	3.45

Q24 Since the start of this academic year, about how often have you consumed alcohol?

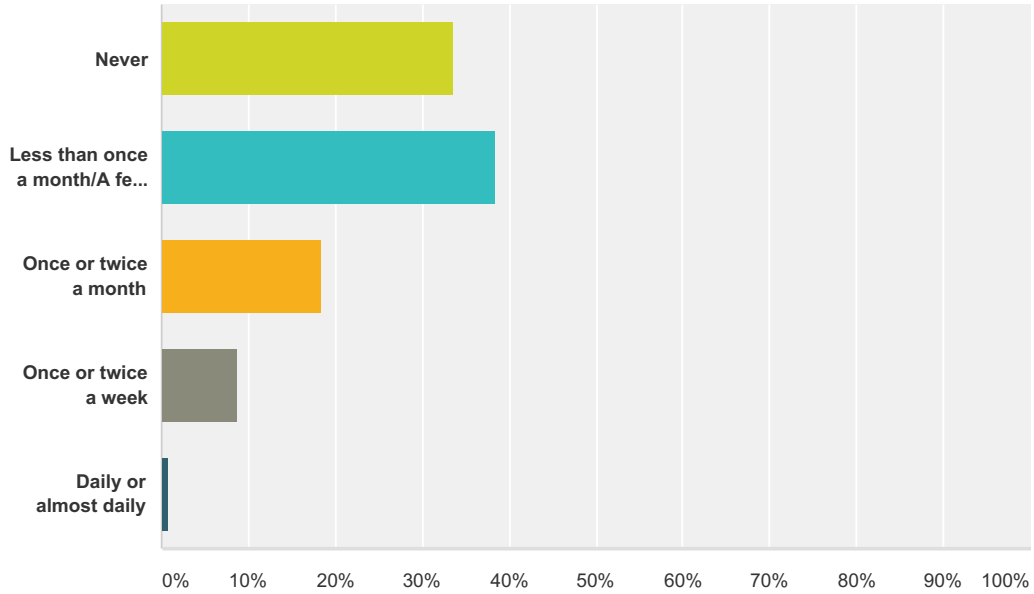
Answered: 478 Skipped: 266



Answer Choices	Responses	Count
Never	31.59%	151
Less than once a month/A few times	24.69%	118
Once or twice a month	20.92%	100
Once or twice a week	19.25%	92
Daily or almost daily	3.56%	17
Total		478

Q25 Since the start of this academic year, about how often have you consumed enough alcohol to get drunk?

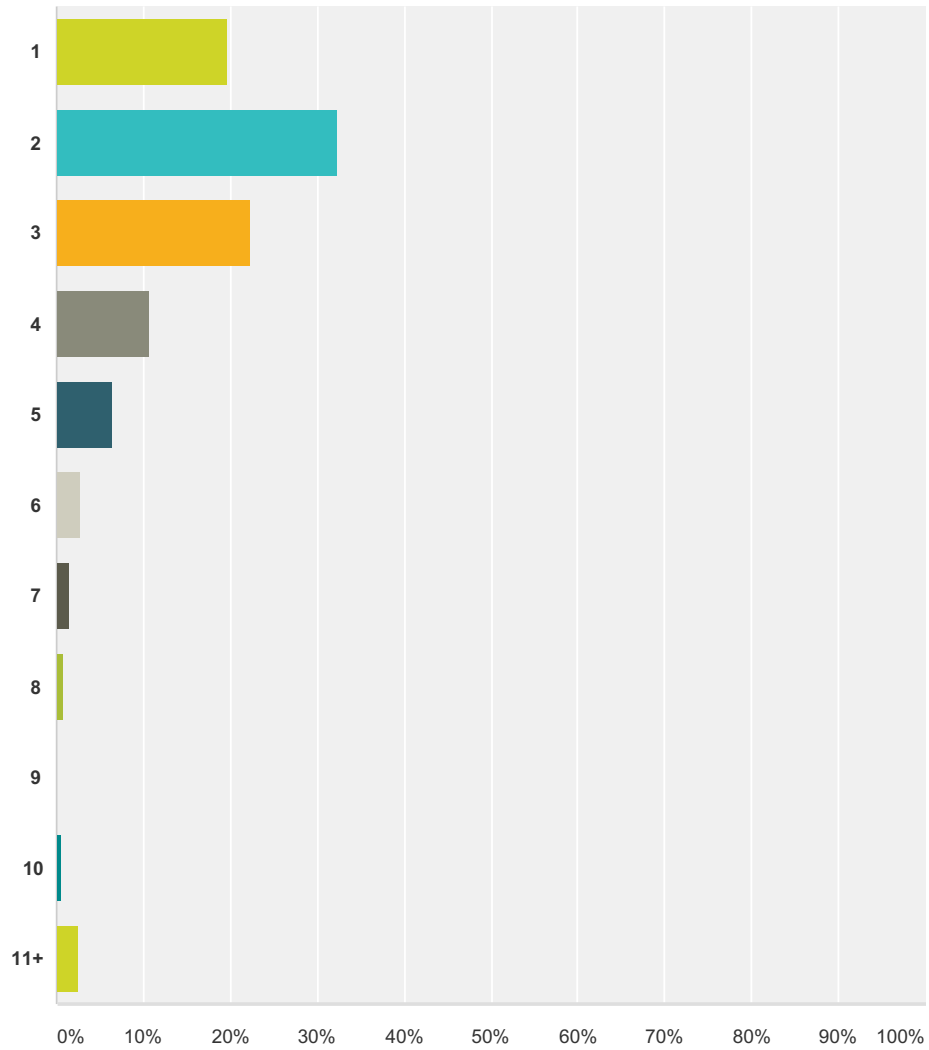
Answered: 328 Skipped: 416



Answer Choices	Responses	Count
Never	33.54%	110
Less than once a month/A few times	38.41%	126
Once or twice a month	18.29%	60
Once or twice a week	8.84%	29
Daily or almost daily	0.91%	3
Total		328

Q26 On a typical drinking occasion, about how many alcohol drinks do you usually have? (One drink = 1.5 oz liquor = 5 oz wine = 12 oz beer)

Answered: 321 Skipped: 423



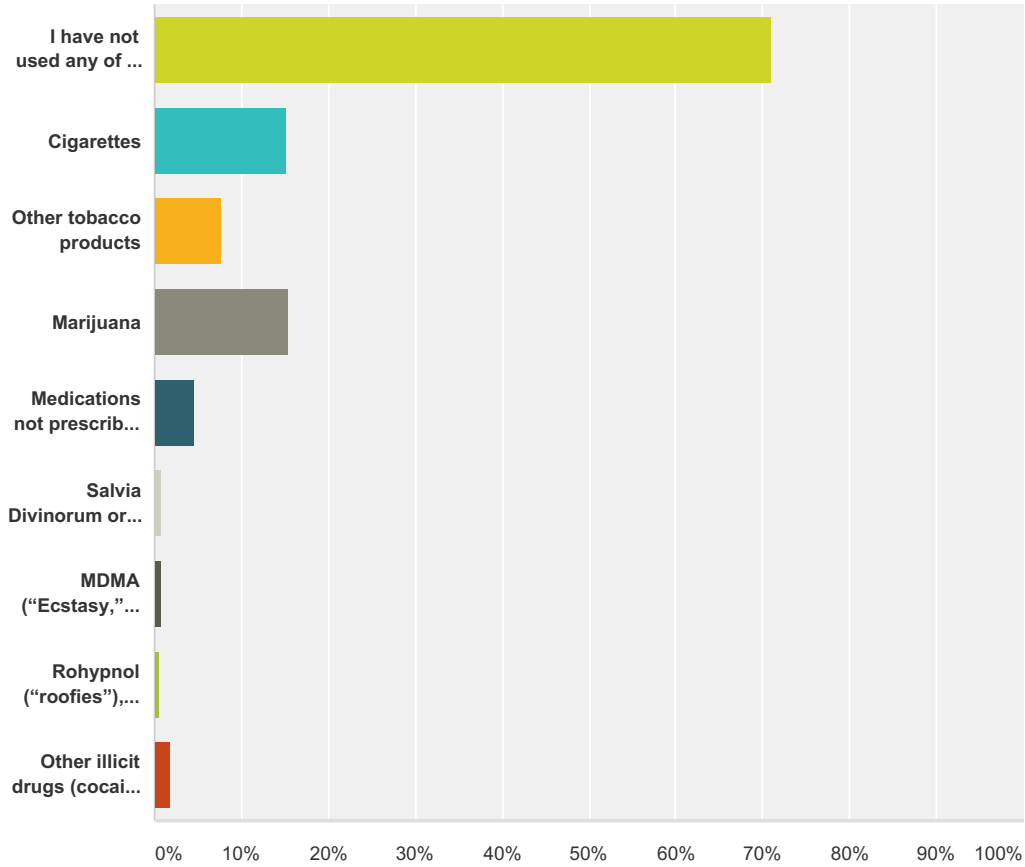
Answer Choices	Responses	Count
1	19.63%	63
2	32.40%	104
3	22.43%	72
4	10.59%	34
5	6.54%	21
6	2.80%	9
7	1.56%	5

Campus Climate Survey - East Tennessee State University

8	0.93%	3
9	0.00%	0
10	0.62%	2
11+	2.49%	8
Total		321

Q27 Since the start of this academic year, have you used, either voluntarily or involuntarily, any of the following? Please check all that apply.

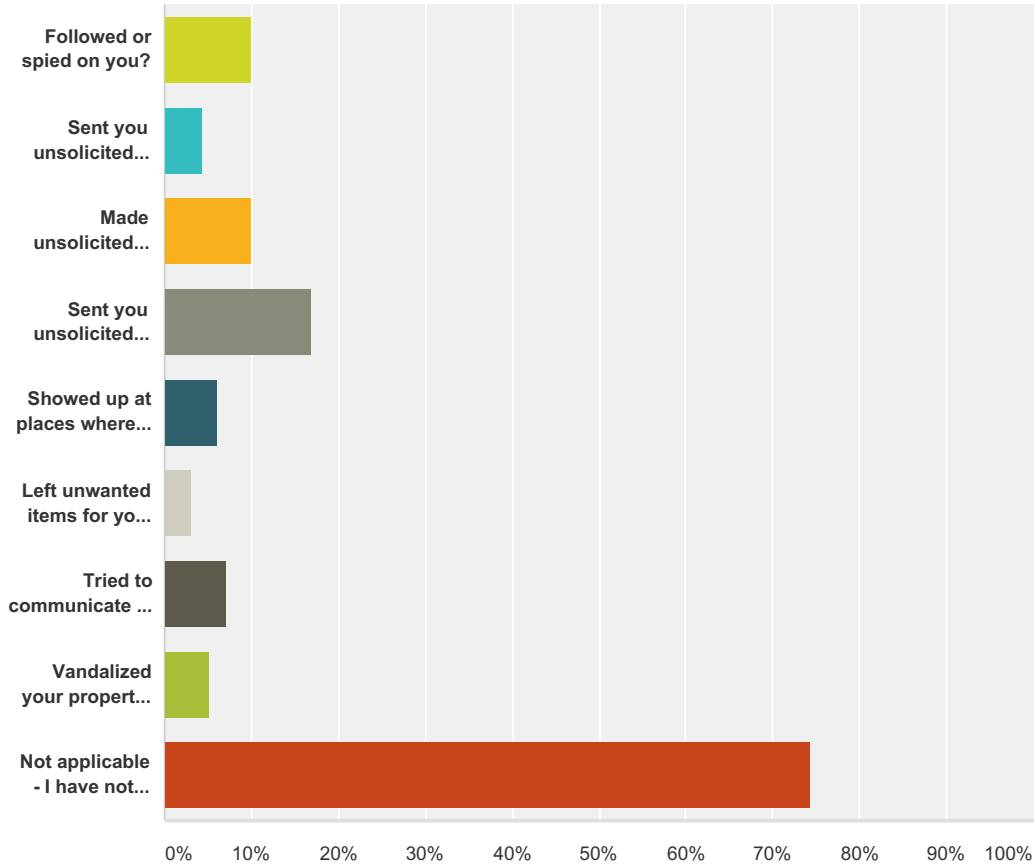
Answered: 474 Skipped: 270



Answer Choices	Responses
I have not used any of the following since the start of this academic year	70.89% 336
Cigarettes	15.19% 72
Other tobacco products	7.81% 37
Marijuana	15.40% 73
Medications not prescribed to me (ADHD drugs, painkillers, tranquilizers, sleeping pills, etc.)	4.64% 22
Salvia Divinorum or Salvinorin A ("Maria Pastora," "Sage of the Seers," "Diviner's Sage," "Sally-D," or "magic mint")	0.84% 4
MDMA ("Ecstasy," "XTC," "Adam")	0.84% 4
Rohypnol ("roofies"), GHB, or ketamine	0.63% 3
Other illicit drugs (cocaine, methamphetamine, amphetamines, heroin, LSD, other psychedelics or hallucinogenics, etc.)	1.90% 9
Total Respondents: 474	

Q28 Not including bill collectors, telephone solicitors, or other sales people, has anyone, of any gender, ever: (Please select all that apply, or "Not applicable")

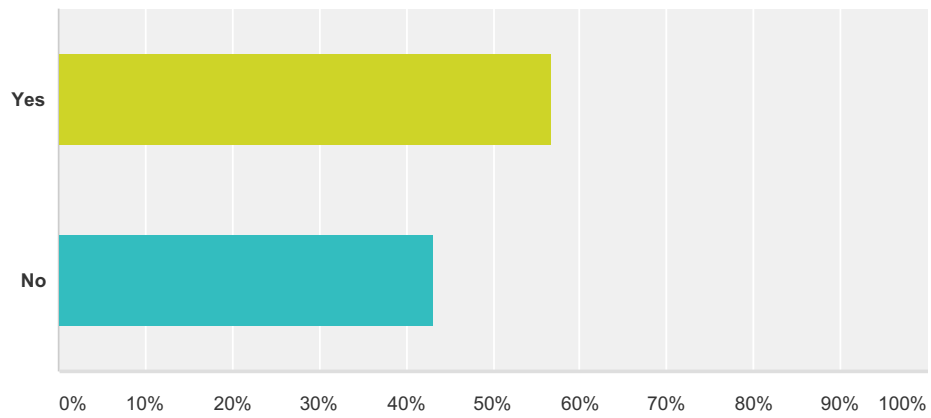
Answered: 462 Skipped: 282



Answer Choices	Responses
Followed or spied on you?	9.96% 46
Sent you unsolicited letters or written correspondence?	4.33% 20
Made unsolicited phone calls to you?	9.96% 46
Sent you unsolicited emails or text messages?	16.88% 78
Showed up at places where you were even though they had no business being there?	6.06% 28
Left unwanted items for you to find?	3.03% 14
Tried to communicate in other ways against your will?	7.14% 33
Vandalized your property or destroyed something you loved?	5.19% 24
Not applicable - I have not experienced any of these things	74.24% 343
Total Respondents: 462	

Q29 Has anyone ever done any of these things to you on more than one occasion?

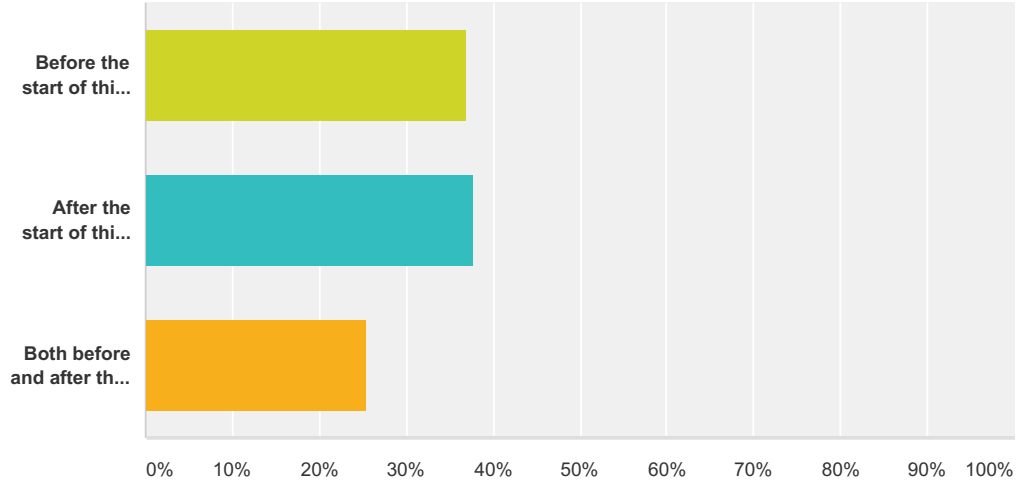
Answered: 141 Skipped: 603



Answer Choices	Responses	
Yes	56.74%	80
No	43.26%	61
Total		141

Q30 When you were a student at this school, when did you experience these things?

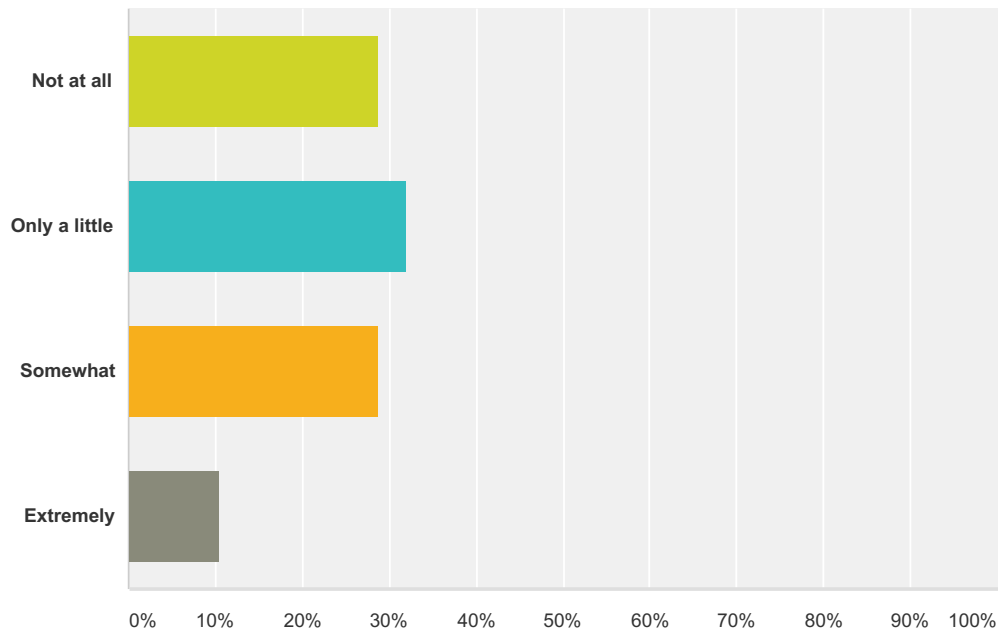
Answered: 122 Skipped: 622



Answer Choices	Responses	
Before the start of this academic year	36.89%	45
After the start of this academic year	37.70%	46
Both before and after the start of this academic year	25.41%	31
Total		122

Q31 How frightened were you by these things?

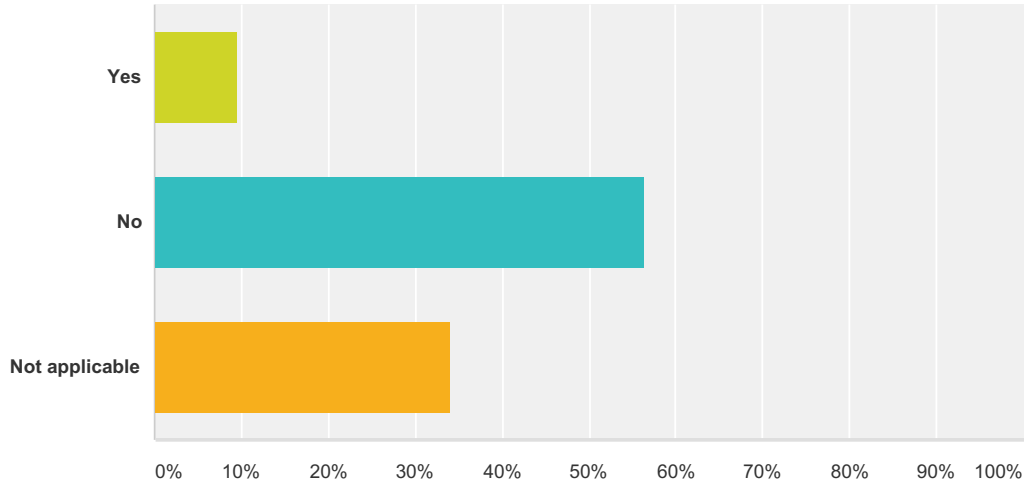
Answered: 125 Skipped: 619



Answer Choices	Responses
Not at all	28.80% 36
Only a little	32.00% 40
Somewhat	28.80% 36
Extremely	10.40% 13
Total	125

Q32 Did you use the formal procedures available at your school to report the incident?

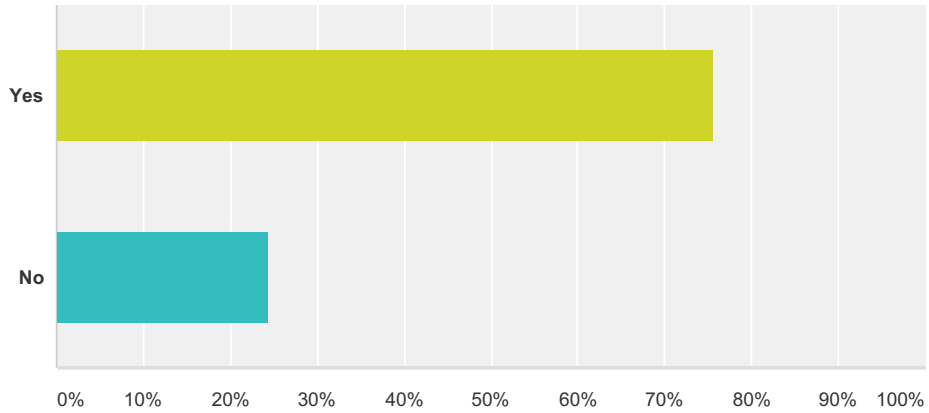
Answered: 126 Skipped: 618



Answer Choices	Responses	Count
Yes	9.52%	12
No	56.35%	71
Not applicable	34.13%	43
Total		126

Q33 The following questions ask about behaviors that some students report have been used by their partners in current or previous relationships. These questions refer to all romantic or intimate relationships, from one-time hook-ups to ongoing dating. Have you been in a romantic or intimate relationship since you became a student at this school?

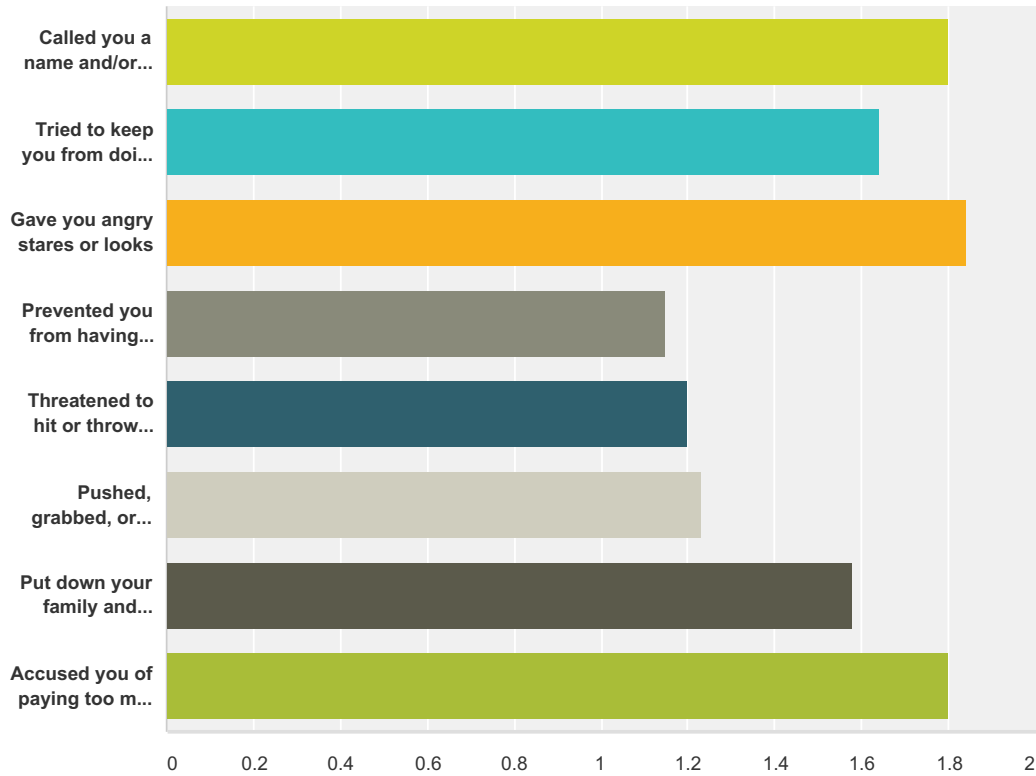
Answered: 475 Skipped: 269



Answer Choices	Responses	
Yes	75.58%	359
No	24.42%	116
Total		475

Q34 Select a response for each of the items listed below to show your closest estimate of how often your partner has used any of the following behaviors in your current or previous relationship(s) since you became a student at this school:

Answered: 353 Skipped: 391



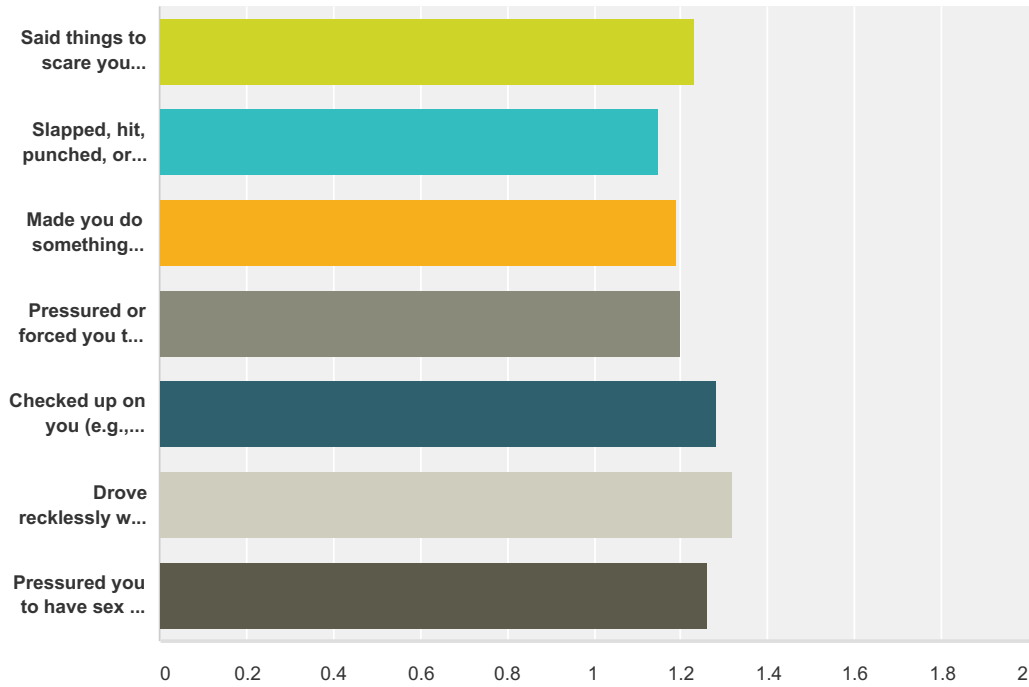
	Never	Rarely	Occasionally	Frequently	Very Frequently	Total	Weighted Average
Called you a name and/or criticized you	50.99% 180	26.63% 94	15.58% 55	5.10% 18	1.70% 6	353	1.80
Tried to keep you from doing something you wanted to do (e.g., going out with friends, going to meetings)	62.22% 219	19.60% 69	12.50% 44	2.84% 10	2.84% 10	352	1.64
Gave you angry stares or looks	52.84% 186	23.58% 83	14.20% 50	5.40% 19	3.98% 14	352	1.84
Prevented you from having money for your own use	91.48% 322	4.83% 17	1.42% 5	1.42% 5	0.85% 3	352	1.15
Threatened to hit or throw something at you	88.35% 311	6.25% 22	3.41% 12	0.57% 2	1.42% 5	352	1.20
Pushed, grabbed, or shoved you	85.80% 302	8.52% 30	3.69% 13	0.57% 2	1.42% 5	352	1.23
Put down your family and friends	66.57% 235	18.70% 66	8.50% 30	3.12% 11	3.12% 11	353	1.58

Campus Climate Survey - East Tennessee State University

Accused you of paying too much attention to someone or something else	58.92% 208	17.56% 62	11.90% 42	7.65% 27	3.97% 14	353	1.80
---	----------------------	---------------------	---------------------	--------------------	--------------------	-----	------

Q35 (Continued) Select a response for each of the items listed below to show your closest estimate of how often your partner has used any of the following behaviors in your current or previous relationship(s) since you became a student at this school:

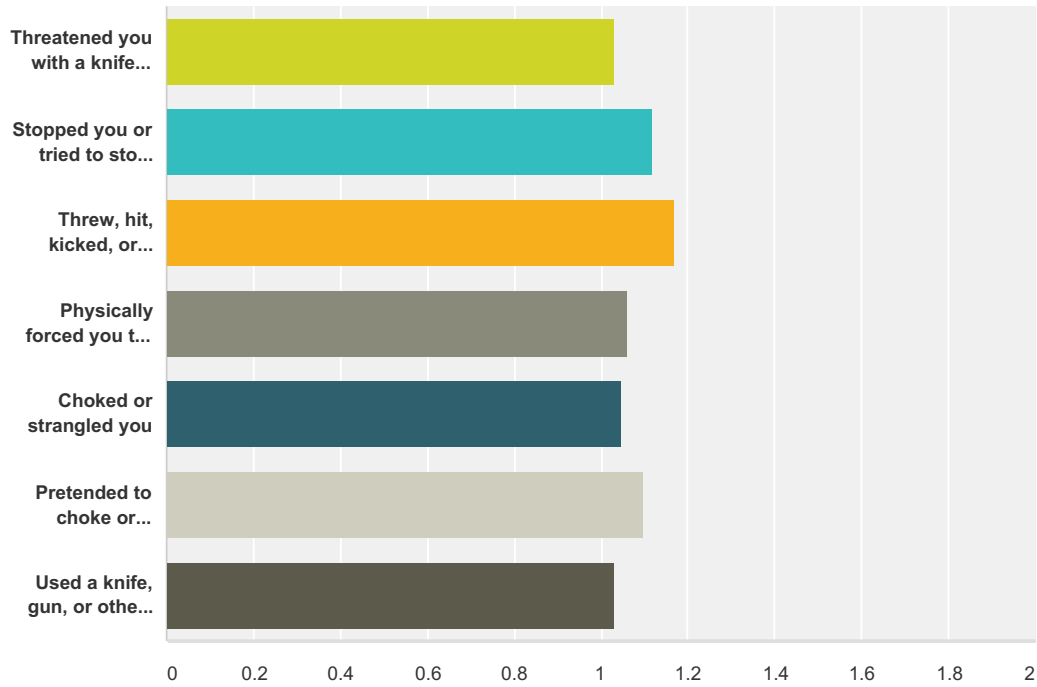
Answered: 352 Skipped: 392



	Never	Rarely	Occasionally	Frequently	Very Frequently	Total	Weighted Average
Said things to scare you (e.g., told you something "bad" would happen, threatened to commit suicide)	86.65% 305	7.95% 28	3.13% 11	0.57% 2	1.70% 6	352	1.23
Slapped, hit, punched, or kicked you	90.91% 320	5.68% 20	1.70% 6	1.14% 4	0.57% 2	352	1.15
Made you do something humiliating or degrading (e.g., begging for forgiveness, having to ask permission to do something you want to do)	88.03% 309	7.41% 26	2.85% 10	0.85% 3	0.85% 3	351	1.19
Pressured or forced you to sext or take naked photos	88.64% 312	6.25% 22	2.27% 8	2.27% 8	0.57% 2	352	1.20
Checked up on you (e.g., listened to your phone calls, checked the mileage on your car, called you repeatedly during class)	83.19% 292	9.40% 33	4.84% 17	1.14% 4	1.42% 5	351	1.28
Drove recklessly when you were in the car	81.25% 286	10.23% 36	5.11% 18	2.56% 9	0.85% 3	352	1.32
Pressured you to have sex in a way that you didn't like or want	87.22% 307	5.40% 19	3.13% 11	2.27% 8	1.99% 7	352	1.26

Q36 (Continued) Select a response for each of the items listed below to show your closest estimate of how often your partner has used any of the following behaviors in your current or previous relationship(s) since you became a student at this school:

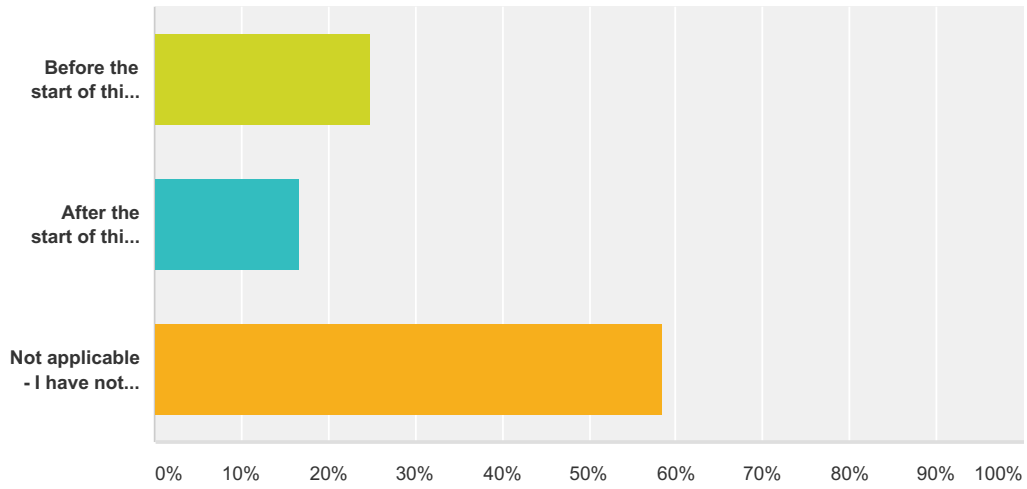
Answered: 351 Skipped: 393



	Never	Rarely	Occasionally	Frequently	Very Frequently	Total	Weighted Average
Threatened you with a knife, gun, or other weapon	97.72% 343	1.71% 6	0.28% 1	0.00% 0	0.28% 1	351	1.03
Stopped you or tried to stop you from going to work or school	92.59% 325	4.56% 16	1.71% 6	0.57% 2	0.57% 2	351	1.12
Threw, hit, kicked, or smashed something	88.32% 310	7.41% 26	3.42% 12	0.28% 1	0.57% 2	351	1.17
Physically forced you to have sex	96.56% 337	1.72% 6	0.86% 3	0.57% 2	0.29% 1	349	1.06
Choked or strangled you	97.72% 343	1.14% 4	0.28% 1	0.28% 1	0.57% 2	351	1.05
Pretended to choke or strangle you	93.45% 328	4.27% 15	1.42% 5	0.57% 2	0.28% 1	351	1.10
Used a knife, gun, or other weapon against you	98.29% 344	1.14% 4	0.29% 1	0.00% 0	0.29% 1	350	1.03

Q37 When did the incident occur?

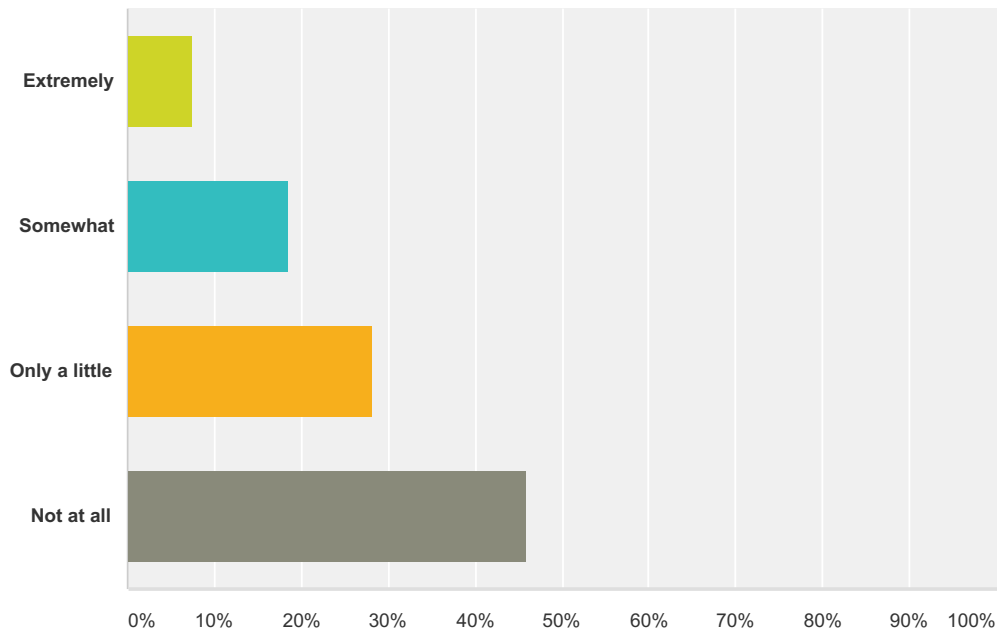
Answered: 349 Skipped: 395



Answer Choices	Responses	
Before the start of this academic year	24.93%	87
After the start of this academic year	16.62%	58
Not applicable - I have not experienced any of the previously listed behaviors	58.45%	204
Total		349

Q38 How frightened were you by the incident?

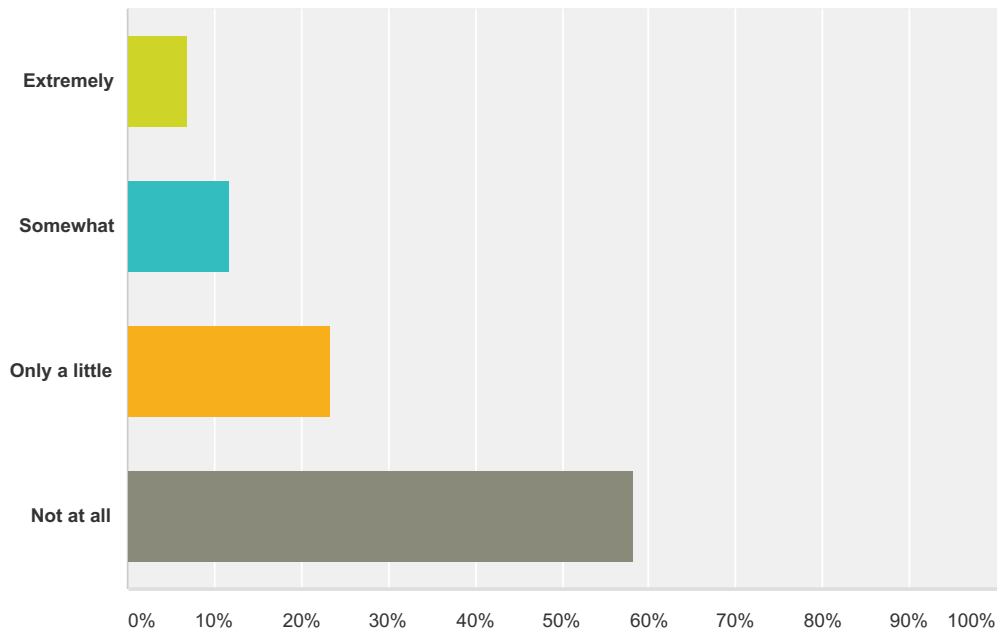
Answered: 146 Skipped: 598



Answer Choices	Responses	
Extremely	7.53%	11
Somewhat	18.49%	27
Only a little	28.08%	41
Not at all	45.89%	67
Total		146

Q39 How concerned were you about your safety during the incident?

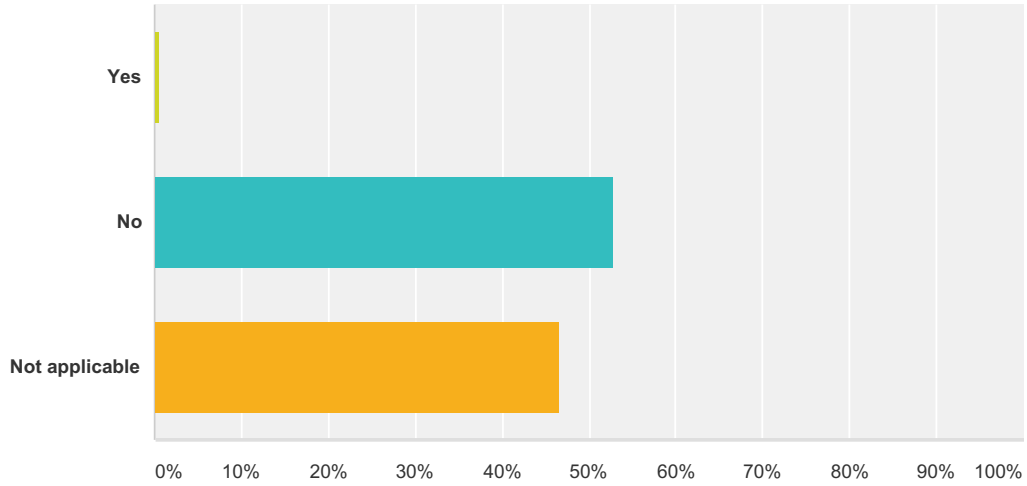
Answered: 146 Skipped: 598



Answer Choices	Responses	Count
Extremely	6.85%	10
Somewhat	11.64%	17
Only a little	23.29%	34
Not at all	58.22%	85
Total		146

Q40 Did you use the formal procedures available at your school to report the incident?

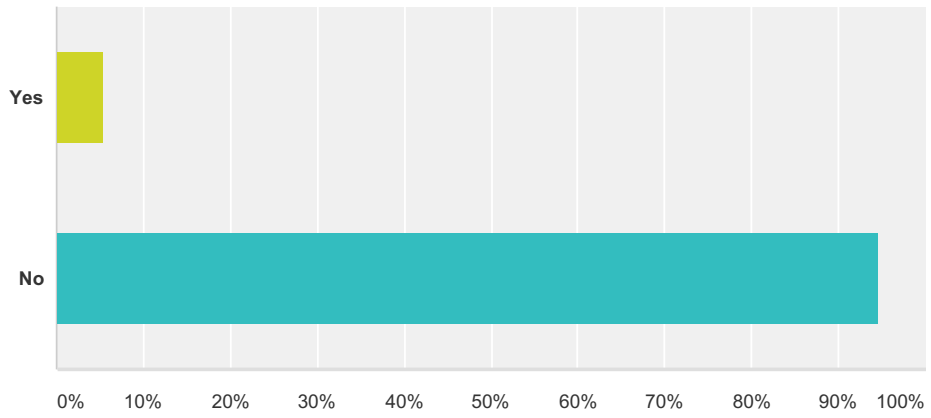
Answered: 146 Skipped: 598



Answer Choices	Responses	
Yes	0.68%	1
No	52.74%	77
Not applicable	46.58%	68
Total		146

Q41 Did you seek support services or contact a hotline after the incident?

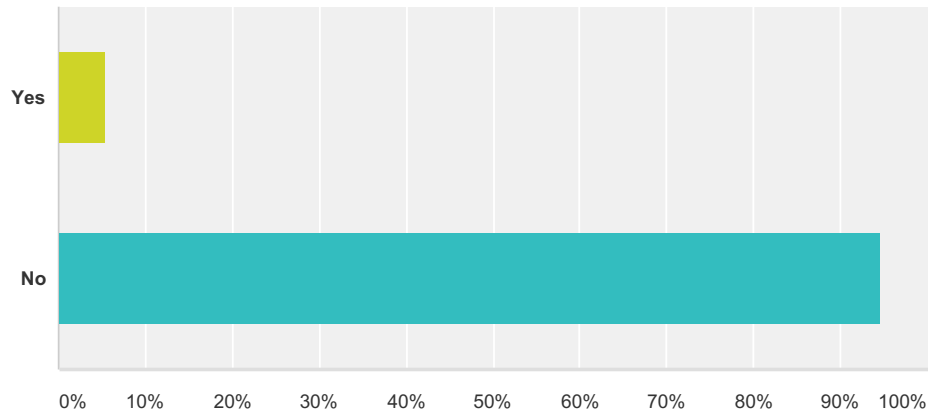
Answered: 146 Skipped: 598



Answer Choices	Responses	
Yes	5.48%	8
No	94.52%	138
Total		146

Q42 Were you injured in the incident?

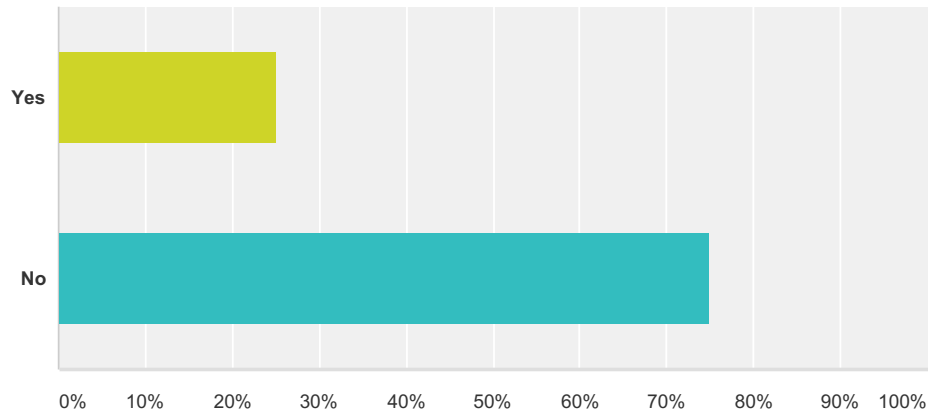
Answered: 146 Skipped: 598



Answer Choices	Responses
Yes	5.48% 8
No	94.52% 138
Total	146

Q43 Did you seek medical attention?

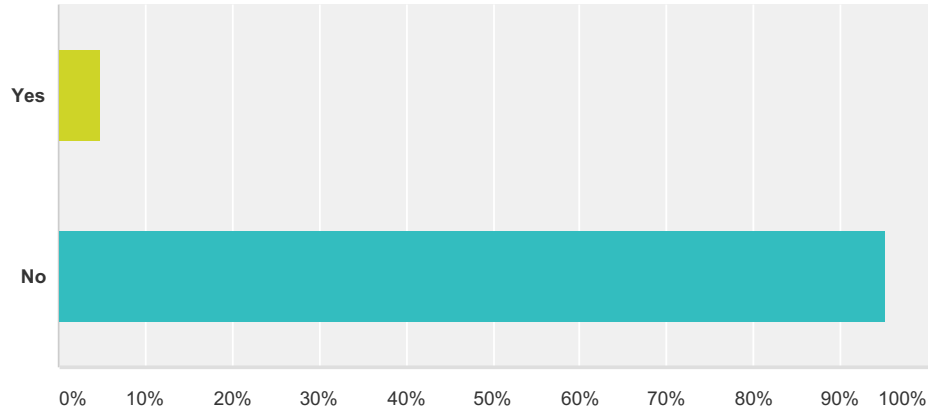
Answered: 8 Skipped: 736



Answer Choices	Responses	
Yes	25.00%	2
No	75.00%	6
Total		8

Q44 Have you been the victim of a crime on campus since your enrollment at your current institution?

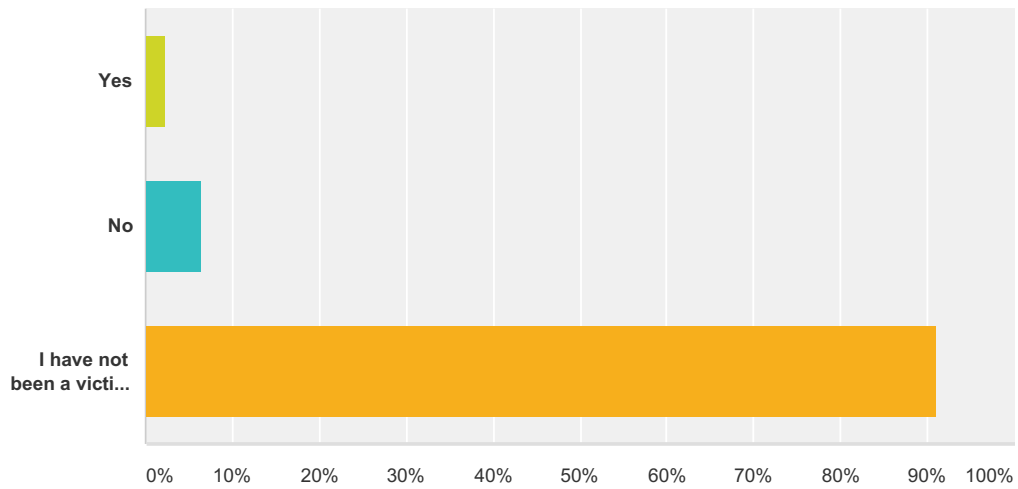
Answered: 463 Skipped: 281



Answer Choices	Responses
Yes	4.75% 22
No	95.25% 441
Total	463

Q45 Was the crime reported to a campus police/security official?

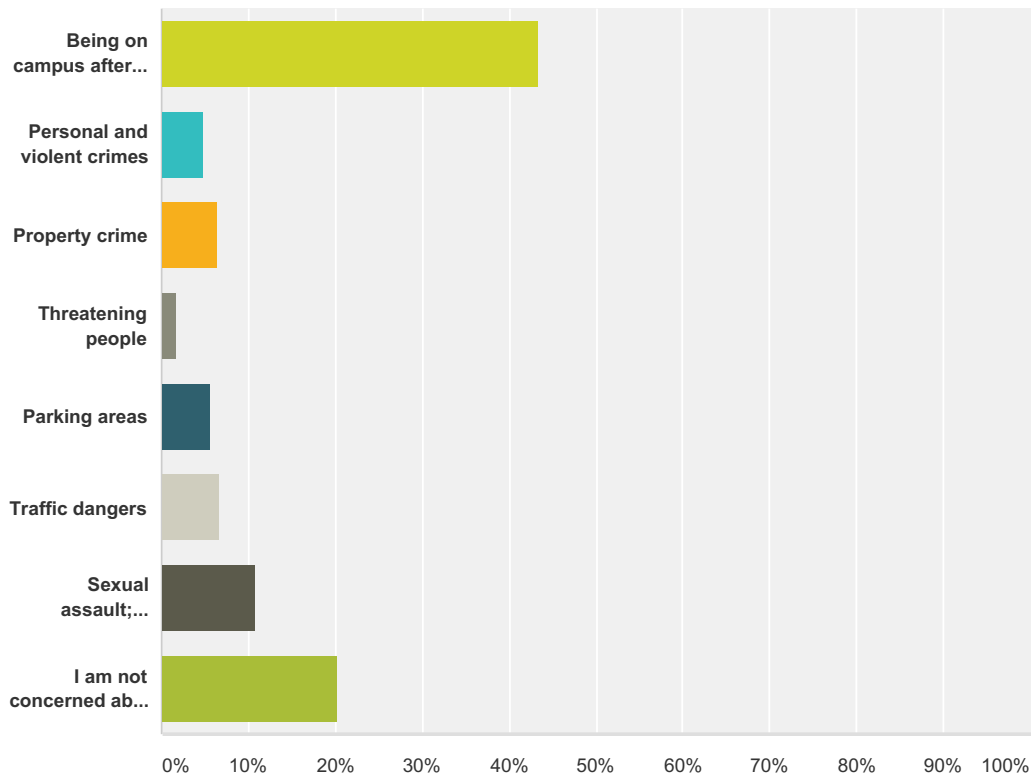
Answered: 462 Skipped: 282



Answer Choices	Responses
Yes	2.38% 11
No	6.49% 30
I have not been a victim of a crime	91.13% 421
Total	462

Q46 What personal safety issues are you most concerned about?

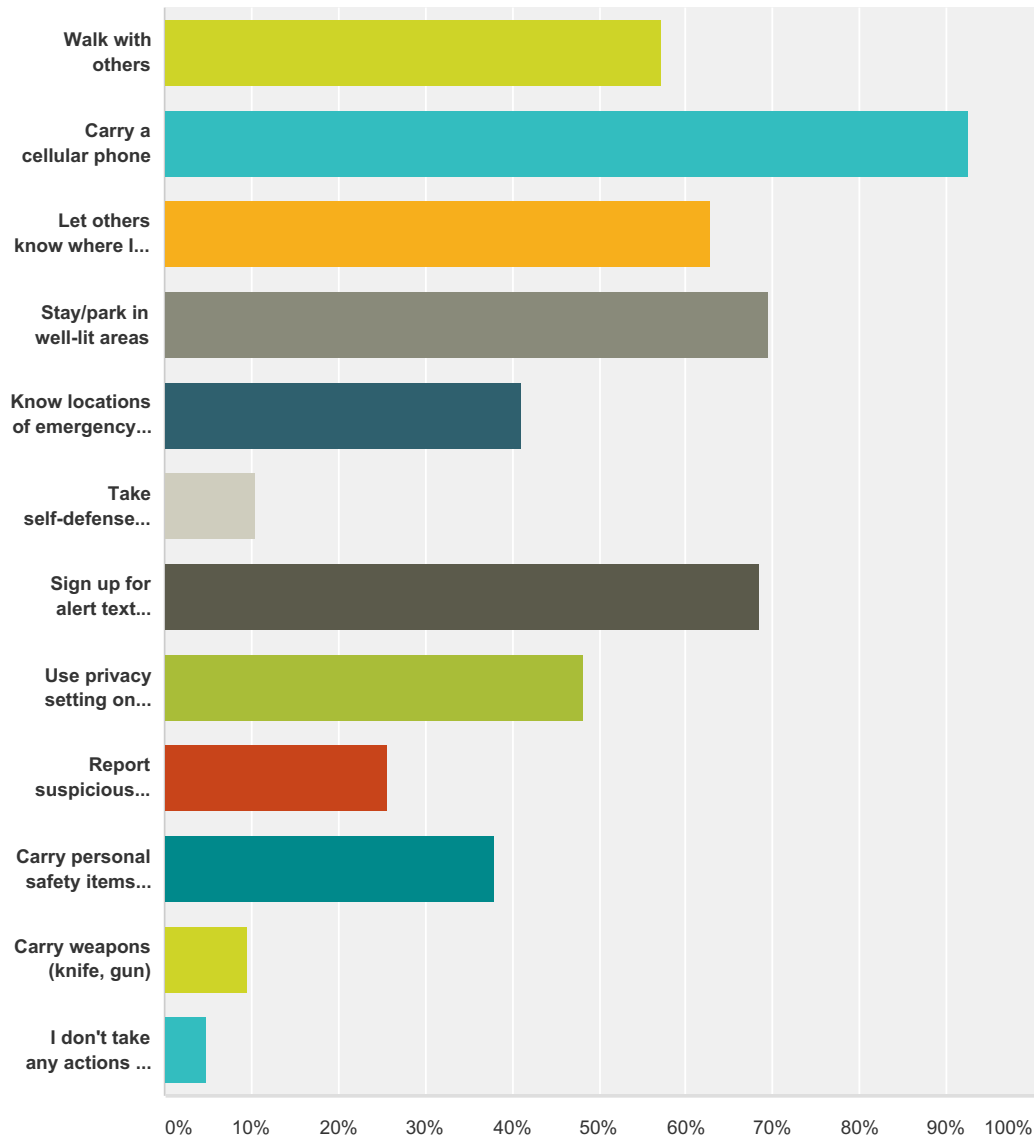
Answered: 460 Skipped: 284



Answer Choices	Responses
Being on campus after dark	43.48% 200
Personal and violent crimes	4.78% 22
Property crime	6.52% 30
Threatening people	1.74% 8
Parking areas	5.65% 26
Traffic dangers	6.74% 31
Sexual assault; domestic assault; intimate partner violence; and racial or hate violence	10.87% 50
I am not concerned about my personal safety	20.22% 93
Total	460

Q47 What actions do you take to increase your safety on campus? Please check all that apply

Answered: 458 Skipped: 286



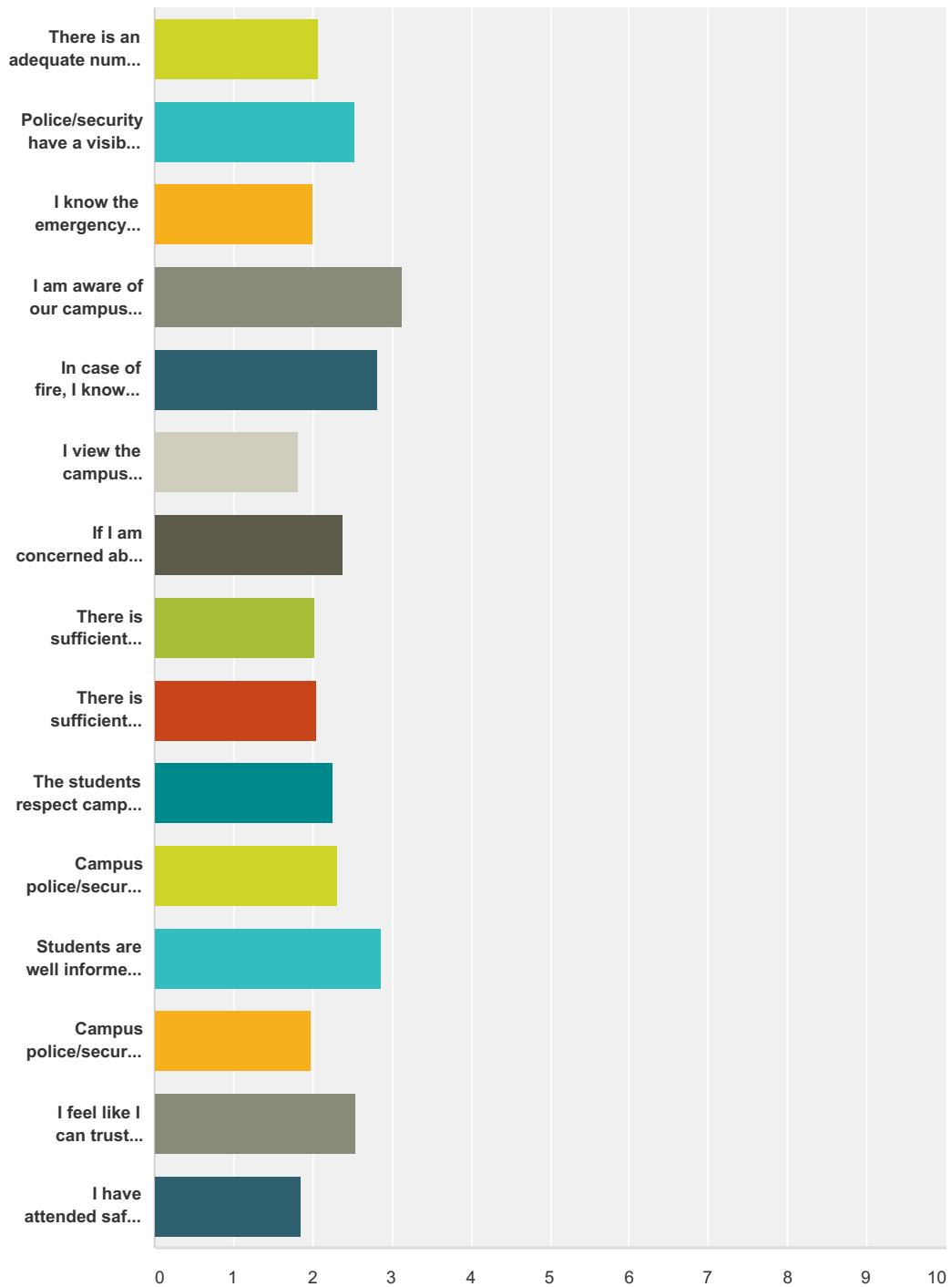
Answer Choices	Responses	Count
Walk with others	57.21%	262
Carry a cellular phone	92.58%	424
Let others know where I will be	62.88%	288
Stay/park in well-lit areas	69.43%	318
Know locations of emergency phones	41.05%	188
Take self-defense classes	10.48%	48

Campus Climate Survey - East Tennessee State University

Sign up for alert text messages	68.56%	314
Use privacy setting on social networking sites	48.25%	221
Report suspicious activity if witnessed	25.76%	118
Carry personal safety items (whistle, pepper spray, etc.)	37.99%	174
Carry weapons (knife, gun)	9.61%	44
I don't take any actions to increase my safety on campus	4.80%	22
Total Respondents: 458		

Q48 Please indicate your agreement with the following statements

Answered: 456 Skipped: 288



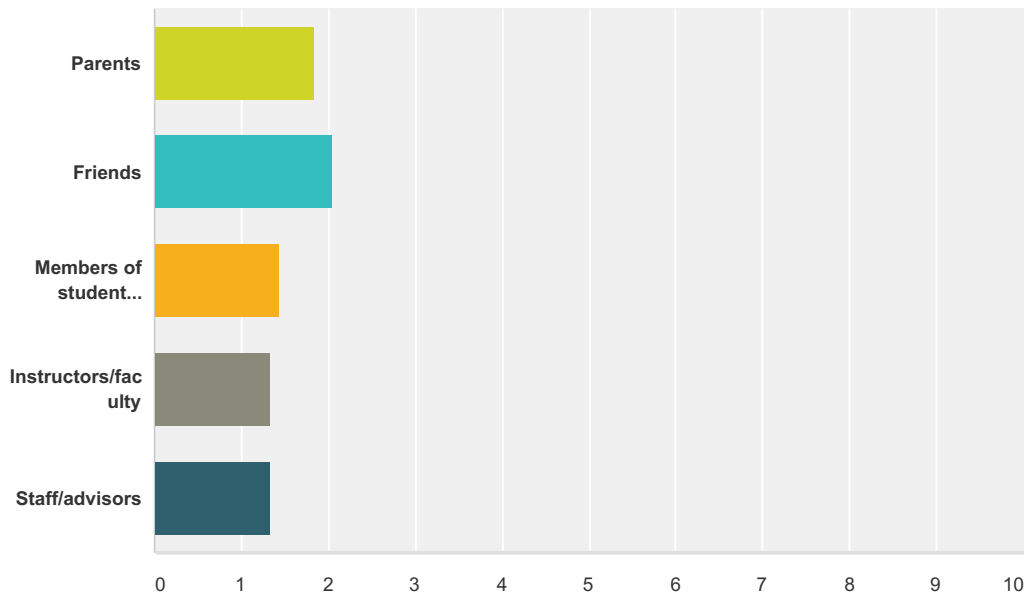
	Strongly Disagree	Disagree	Agree	Strongly Agree	Don't Know	Total	Weighted Average
There is an adequate number of police/security officers for my institution's size and population.	8.11% 37	16.67% 76	40.13% 183	11.18% 51	23.90% 109	456	2.07

Campus Climate Survey - East Tennessee State University

Police/security have a visible presence on and around campus.	9.23% 42	21.54% 98	45.93% 209	15.60% 71	7.69% 35	455	2.53
I know the emergency number to campus police/security.	21.19% 96	32.89% 149	19.87% 90	13.69% 62	12.36% 56	453	2.01
I am aware of our campus emergency alert system and how to receive announcements.	4.19% 19	6.39% 29	41.41% 188	42.95% 195	5.07% 23	454	3.13
In case of fire, I know procedures for evacuation.	8.79% 40	13.19% 60	38.24% 174	32.97% 150	6.81% 31	455	2.82
I view the campus police/security website.	33.11% 151	36.18% 165	16.01% 73	6.80% 31	7.89% 36	456	1.81
If I am concerned about the behavior of a fellow student, faculty, or staff member, I know where to go to share my concern.	14.73% 67	26.15% 119	30.55% 139	19.56% 89	9.01% 41	455	2.37
There is sufficient security in academic buildings.	14.98% 68	24.45% 111	33.26% 151	9.91% 45	17.40% 79	454	2.03
There is sufficient security in the student center and recreational facilities.	12.67% 57	24.22% 109	31.78% 143	12.00% 54	19.33% 87	450	2.04
The students respect campus police/security.	6.39% 29	15.86% 72	38.33% 174	18.28% 83	21.15% 96	454	2.26
Campus police/security are courteous with students.	4.84% 22	8.79% 40	38.90% 177	23.08% 105	24.40% 111	455	2.31
Students are well informed about recent crime on campus.	5.04% 23	9.21% 42	42.32% 193	33.77% 154	9.65% 44	456	2.86
Campus police/security respond to incidents in a reasonable amount of time.	4.82% 22	5.92% 27	38.16% 174	16.89% 77	34.21% 156	456	1.99
I feel like I can trust campus police.	6.39% 29	9.25% 42	39.43% 179	27.97% 127	16.96% 77	454	2.55
I have attended safety presentations on campus.	33.19% 151	29.01% 132	16.48% 75	11.43% 52	9.89% 45	455	1.86

Q49 How often do you discuss safety issues with others?

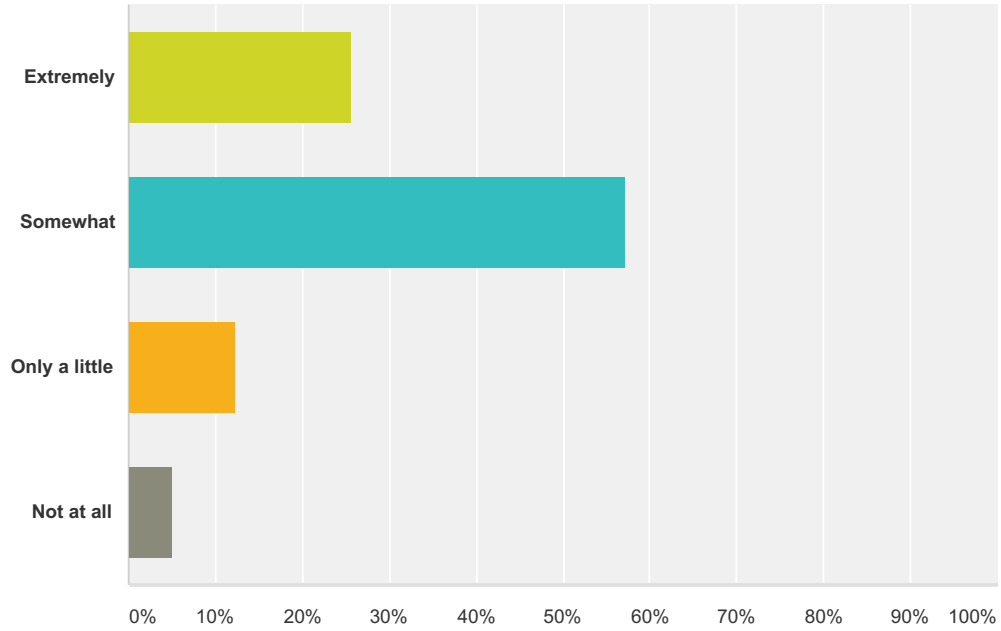
Answered: 456 Skipped: 288



	Never	Sometimes	Often	Total	Weighted Average
Parents	36.62% 167	43.86% 200	19.52% 89	456	1.83
Friends	20.83% 95	53.51% 244	25.66% 117	456	2.05
Members of student organizations to which you belong	63.36% 287	28.26% 128	8.39% 38	453	1.45
Instructors/faculty	69.30% 316	28.51% 130	2.19% 10	456	1.33
Staff/advisors	69.96% 319	26.97% 123	3.07% 14	456	1.33

Q50 Overall, how satisfied are you with the measures your institution has taken to ensure student safety?

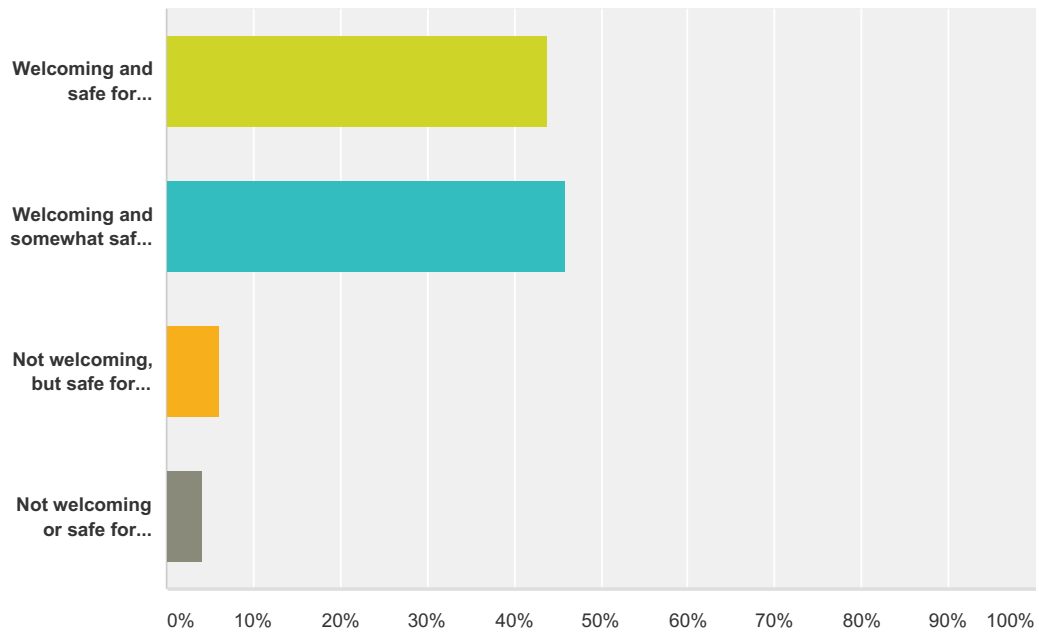
Answered: 457 Skipped: 287



Answer Choices	Responses
Extremely	25.60% 117
Somewhat	57.11% 261
Only a little	12.25% 56
Not at all	5.03% 23
Total	457

Q51 Overall, how would you rate the campus climate at your institution?

Answered: 456 Skipped: 288



Answer Choices	Responses
Welcoming and safe for students	43.86% 200
Welcoming and somewhat safe for students	45.83% 209
Not welcoming, but safe for students	6.14% 28
Not welcoming or safe for students	4.17% 19
Total	456