



**EAST TENNESSEE STATE
UNIVERSITY**

Facilities Management and Operations
Campus Utilities

FY	Electricity		Gas		Coal		Water		Sewer		Total Utilities	1 GSF	Cost/SF
	KWH	Amt	MCF	Amt	Tons	Amt	Gallons	Amt	Gallons	Amt			
05-06	46,454,990	\$ 2,837,906	35,974	\$ 498,148	4,441	\$ 364,374	116,936,430	\$ 190,139	98,526,054	\$ 189,536	\$ 4,080,103	3,135,600	\$ 1.30
06-07	45,841,490	\$ 2,963,371	32,923	\$ 432,914	5,012	\$ 410,282	108,312,800	\$ 152,840	79,737,156	\$ 181,930	\$ 4,141,338	3,297,808	\$ 1.26
07-08	49,481,344	\$ 3,371,683	43,834	\$ 475,128	5,926	\$ 465,544	117,277,800	\$ 168,870	74,142,014	\$ 192,756	\$ 4,673,980	3,449,715	\$ 1.35
08-09	47,084,125	\$ 3,873,965	114,462	\$ 956,283	2,479	\$ 377,688	158,043,624	\$ 212,235	98,473,673	\$ 305,809	\$ 5,725,980	3,451,910	\$ 1.66
09-10	48,703,604	\$ 3,614,652	164,761	\$ 1,155,173	1,803	\$ 111,400	138,696,100	\$ 233,740	79,512,290	\$ 355,896	\$ 5,470,861	3,509,153	\$ 1.56
10-11	47,223,172	\$ 3,943,766	181,411	\$ 1,181,756	576	\$ 95,375	153,567,900	\$ 282,501	101,538,616	\$ 470,421	\$ 5,973,818	3,586,940	\$ 1.67
11-12	51,388,966	\$ 4,375,543	172,251	\$ 1,035,129	466	\$ 122,794	148,441,444	\$ 365,344	86,592,263	\$ 412,109	\$ 6,310,919	3,586,940	\$ 1.76
12-13	52,403,800	\$ 4,466,659	196,624	\$ 954,833	749	\$ 93,065	149,485,813	\$ 365,188	76,625,040	\$ 440,942	\$ 6,320,687	3,591,881	\$ 1.76

FY	Electricity		Gas		Coal		Water		Sewer	
	Amt	Cost/SF	Amt	Cost/SF	Amt	Cost/SF	Amt	Cost/SF	Amt	Cost/SF
05-06	\$ 2,837,906	\$ 0.91	\$ 498,148	\$ 0.16	\$ 364,374	\$ 0.12	\$ 190,139	\$ 0.06	\$ 189,536	\$ 0.06
06-07	\$ 2,963,371	\$ 0.90	\$ 432,914	\$ 0.13	\$ 410,282	\$ 0.12	\$ 152,840	\$ 0.05	\$ 181,930	\$ 0.06
07-08	\$ 3,371,683	\$ 0.98	\$ 475,128	\$ 0.14	\$ 465,544	\$ 0.13	\$ 168,870	\$ 0.05	\$ 192,756	\$ 0.06
08-09	\$ 3,873,965	\$ 1.12	\$ 956,283	\$ 0.28	\$ 377,688	\$ 0.11	\$ 212,235	\$ 0.06	\$ 305,809	\$ 0.09
09-10	\$ 3,614,652	\$ 1.03	\$ 1,155,173	\$ 0.33	\$ 111,400	\$ 0.03	\$ 233,740	\$ 0.07	\$ 355,896	\$ 0.10
10-11	\$ 3,943,766	\$ 1.10	\$ 1,181,756	\$ 0.33	\$ 95,375	\$ 0.03	\$ 282,501	\$ 0.08	\$ 470,421	\$ 0.13
11-12	\$ 4,375,543	\$ 1.22	\$ 1,035,129	\$ 0.29	\$ 122,794	\$ 0.03	\$ 365,344	\$ 0.10	\$ 412,109	\$ 0.11
12-13	\$ 4,466,659	\$ 1.24	\$ 954,833	\$ 0.27	\$ 93,065	\$ 0.03	\$ 365,188	\$ 0.10	\$ 440,942	\$ 0.12

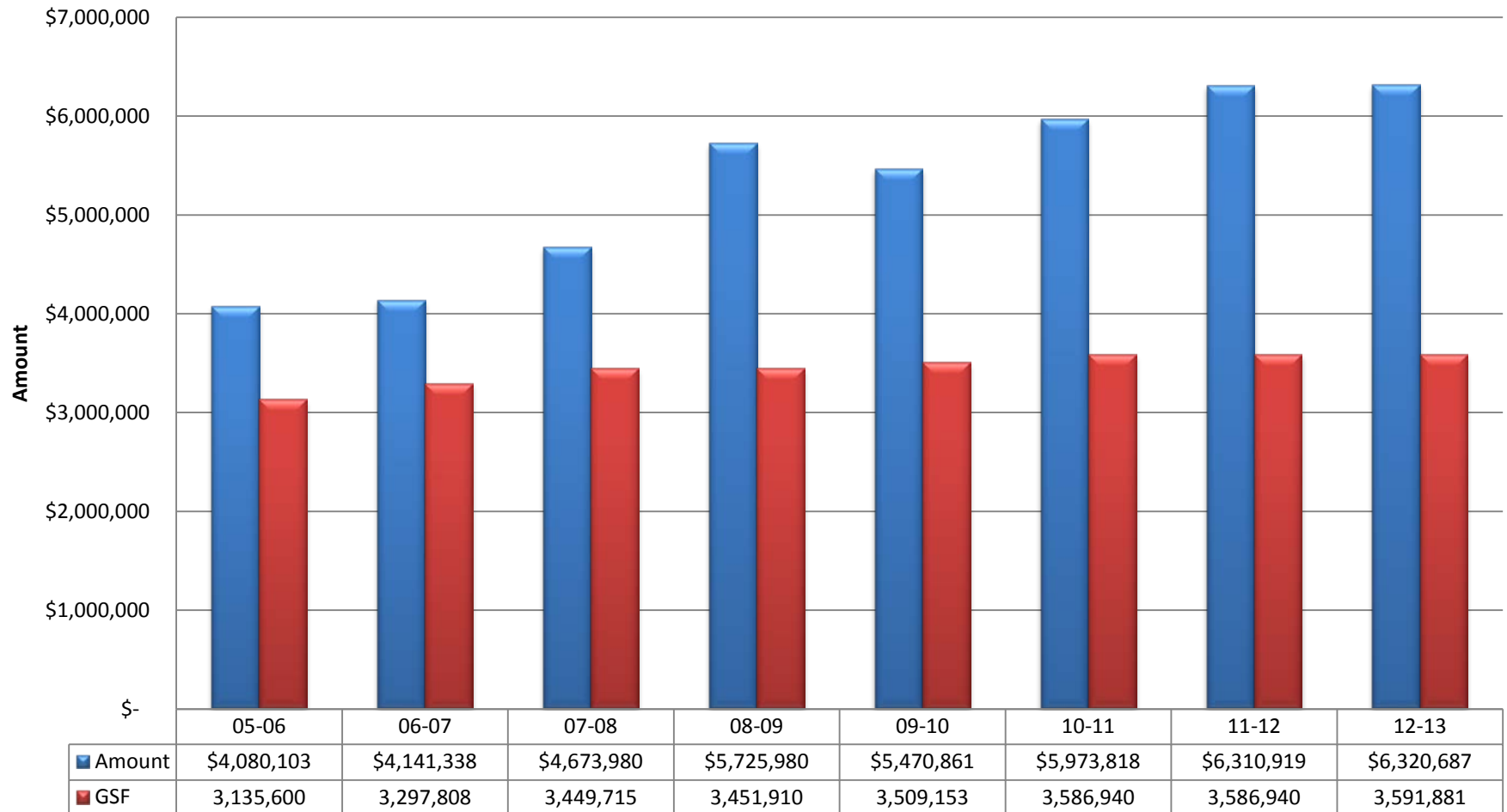
The utilities calculated above do **NOT** include the COM locations. Those are calculated on the College of Health Sciences section.



EAST TENNESSEE STATE
UNIVERSITY

Facilities Management and Operations
Campus Utilities

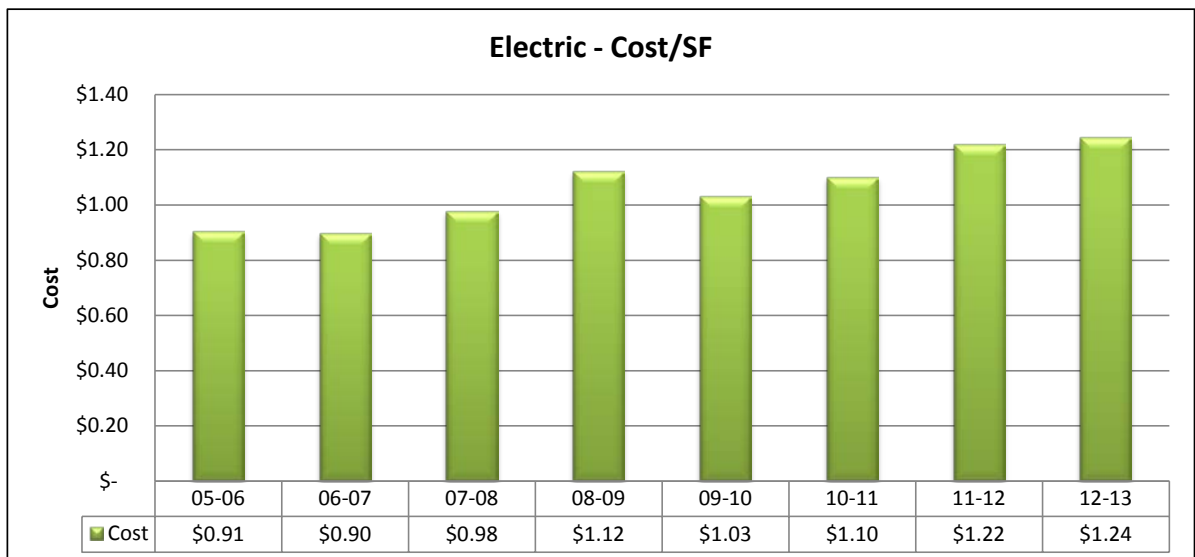
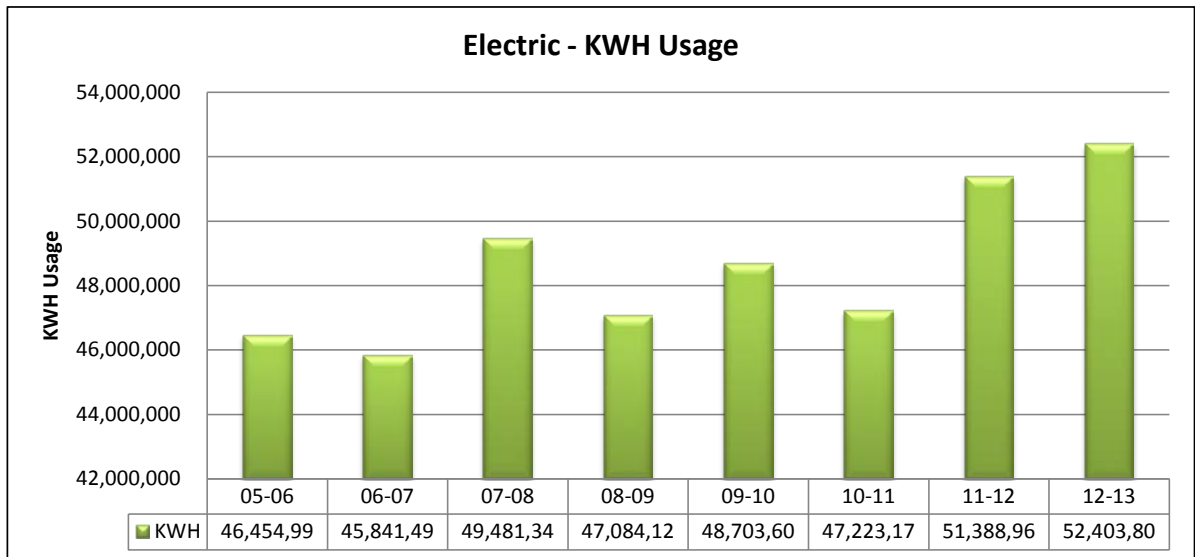
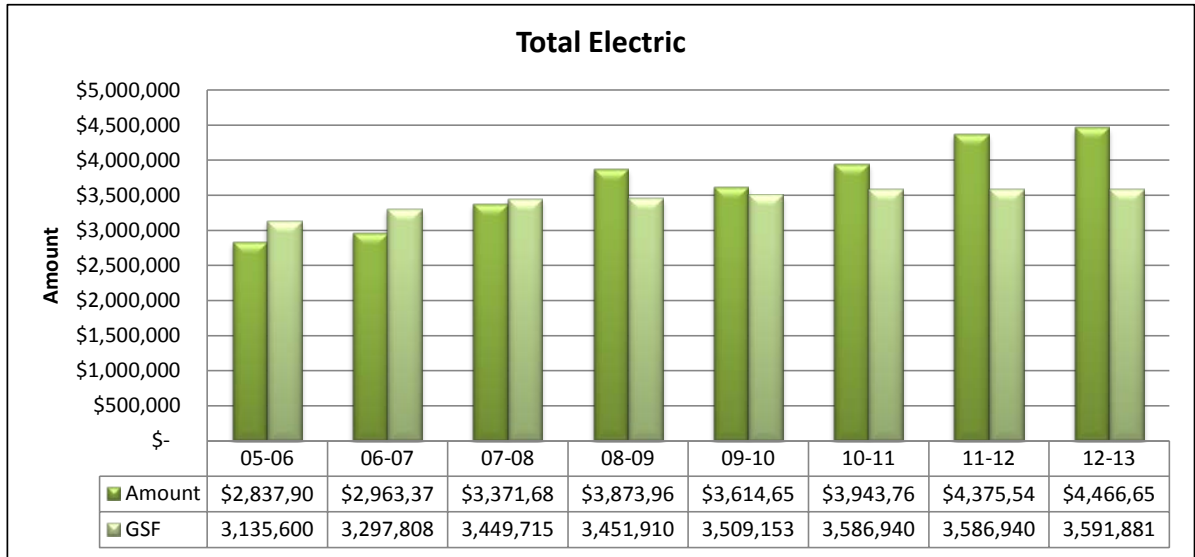
Total Utilities



The utilities calculated above do **NOT** include the COM locations. Those are calculated on the College of Health Sciences section.



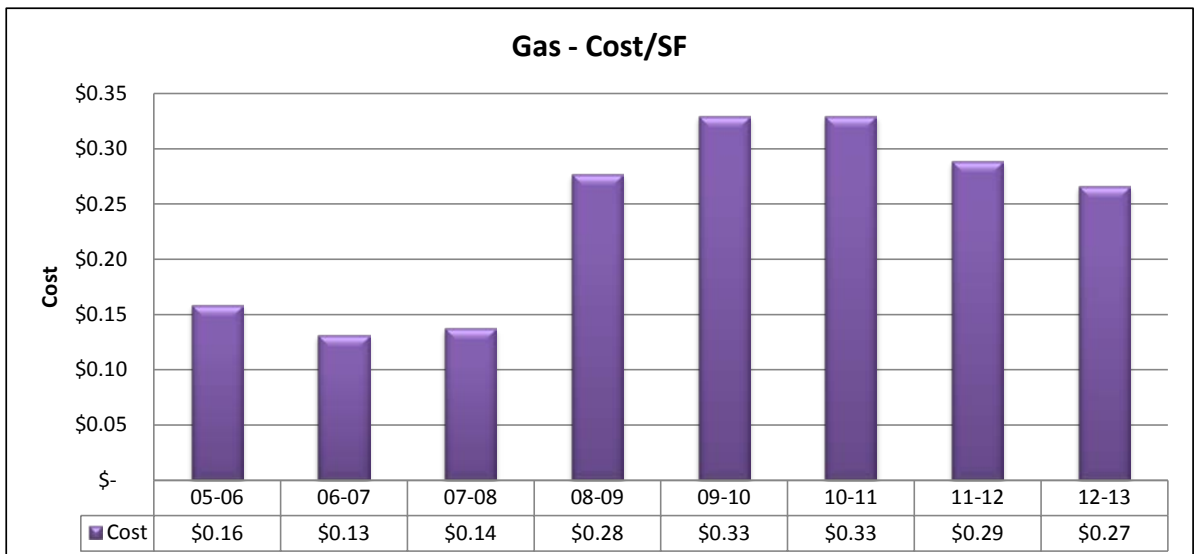
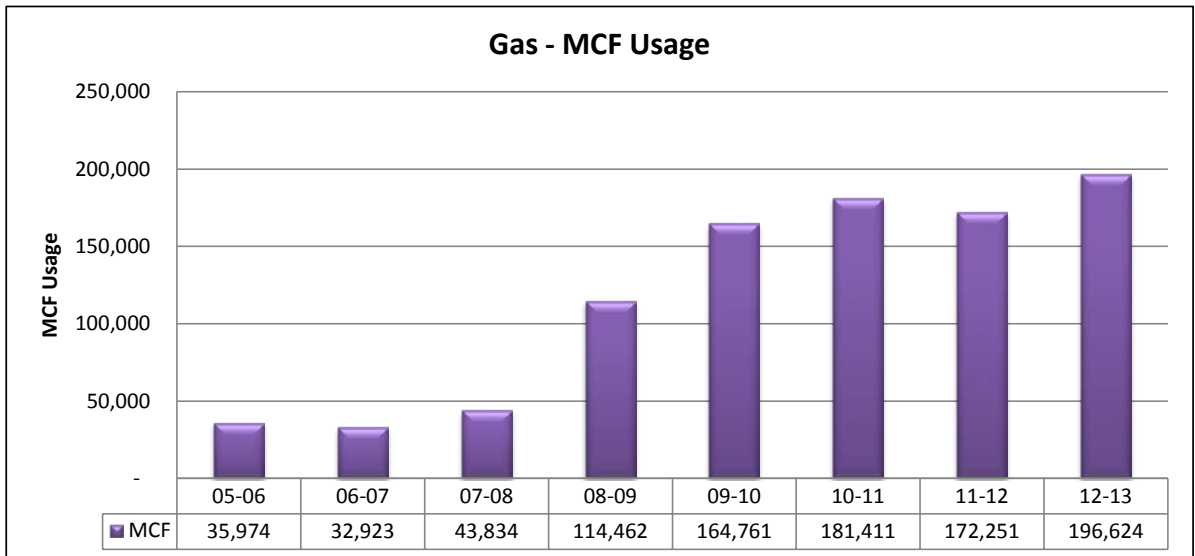
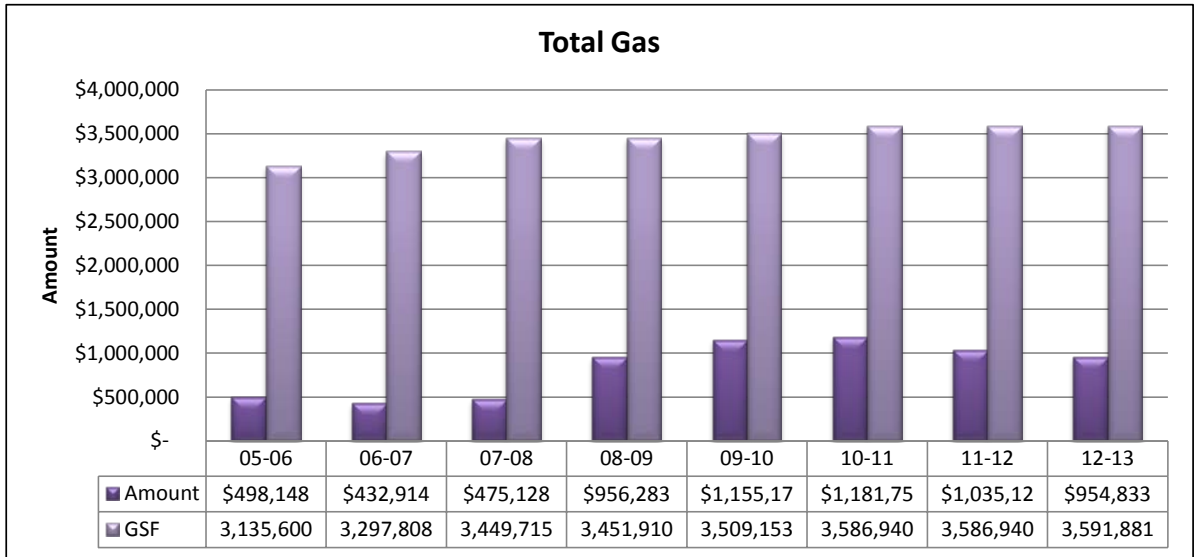
Facilities Management and Operations
Campus Utilities



The utilities calculated above do **NOT** include the COM locations. Those are calculated on the College of Health Sciences section.



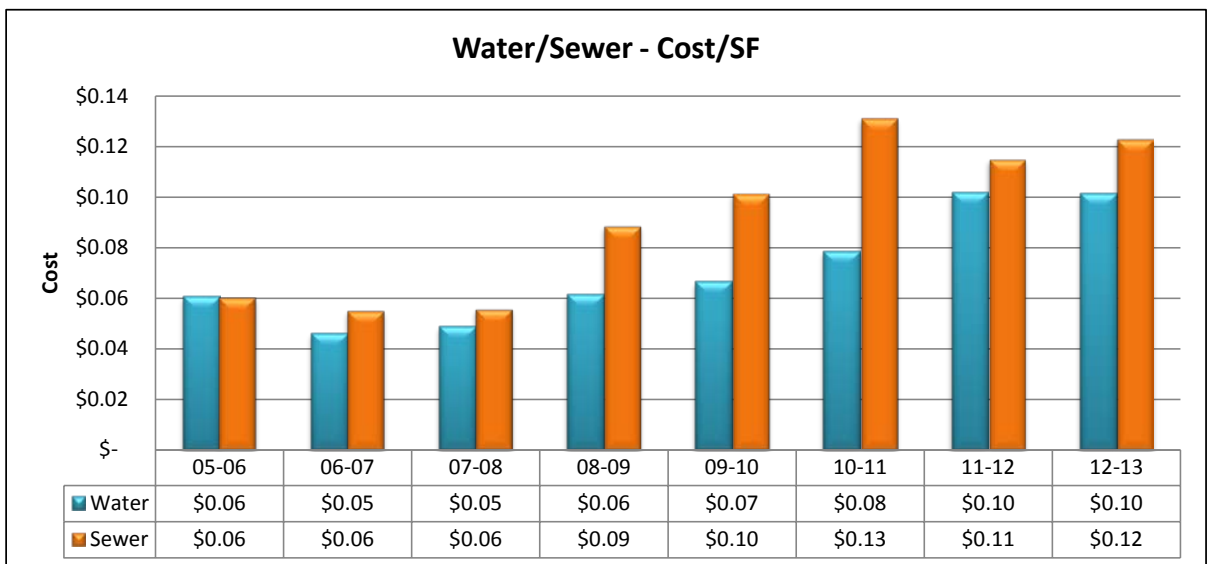
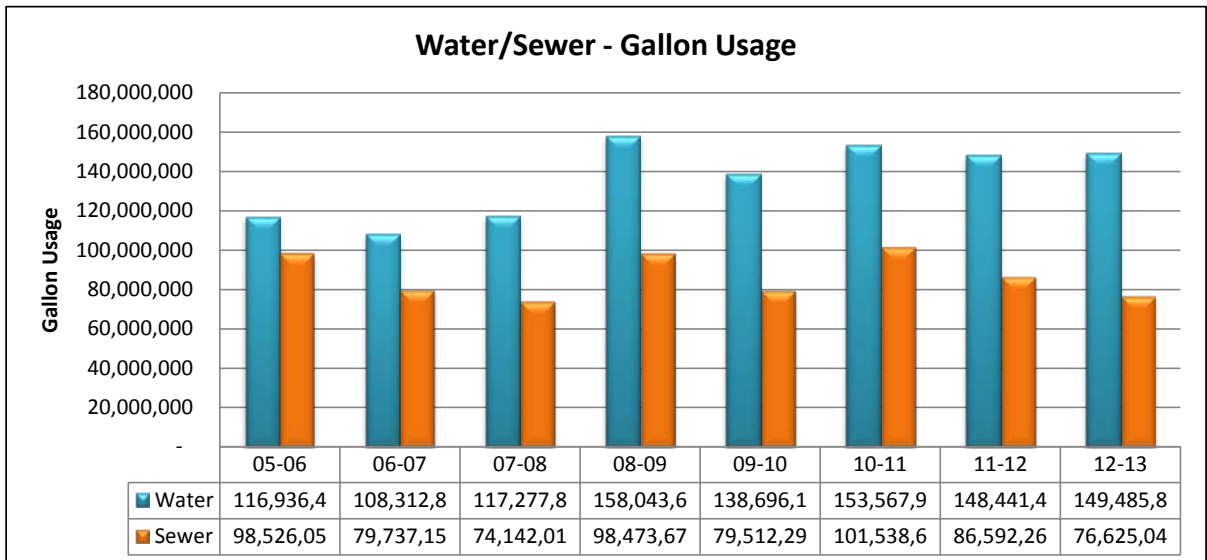
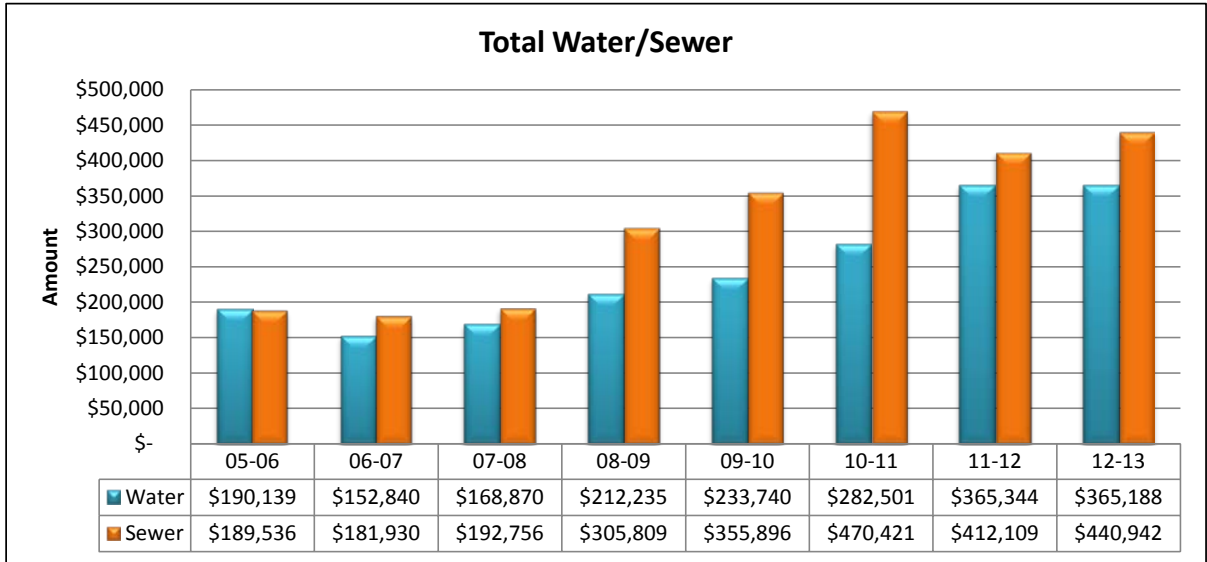
Facilities Management and Operations
Campus Utilities



The utilities calculated above do **NOT** include the COM locations. Those are calculated on the College of Health Sciences section.



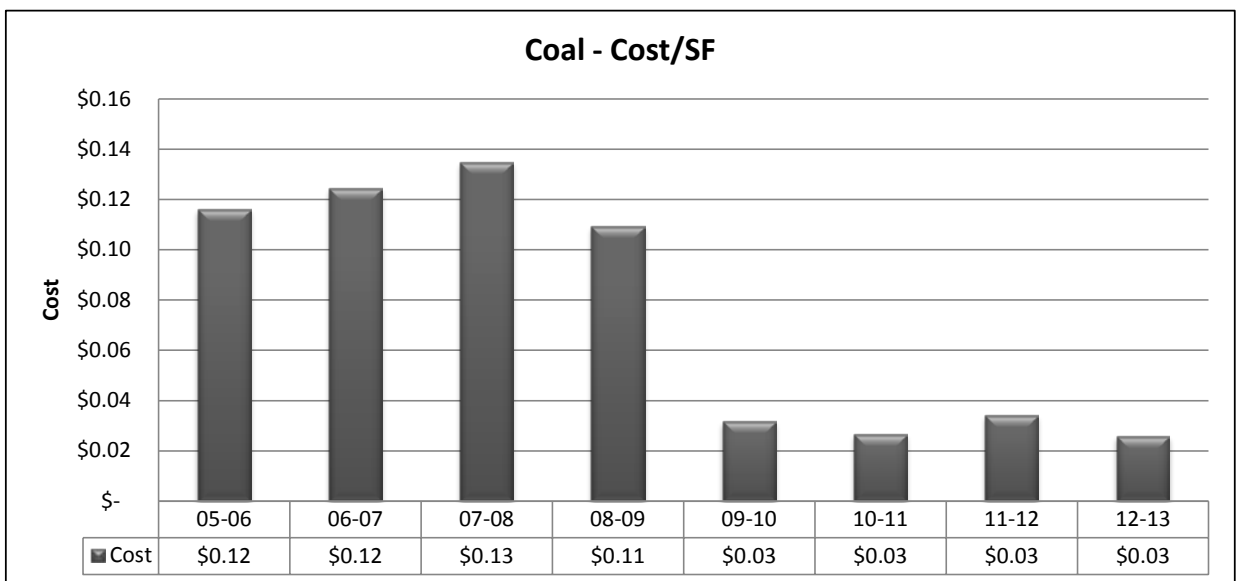
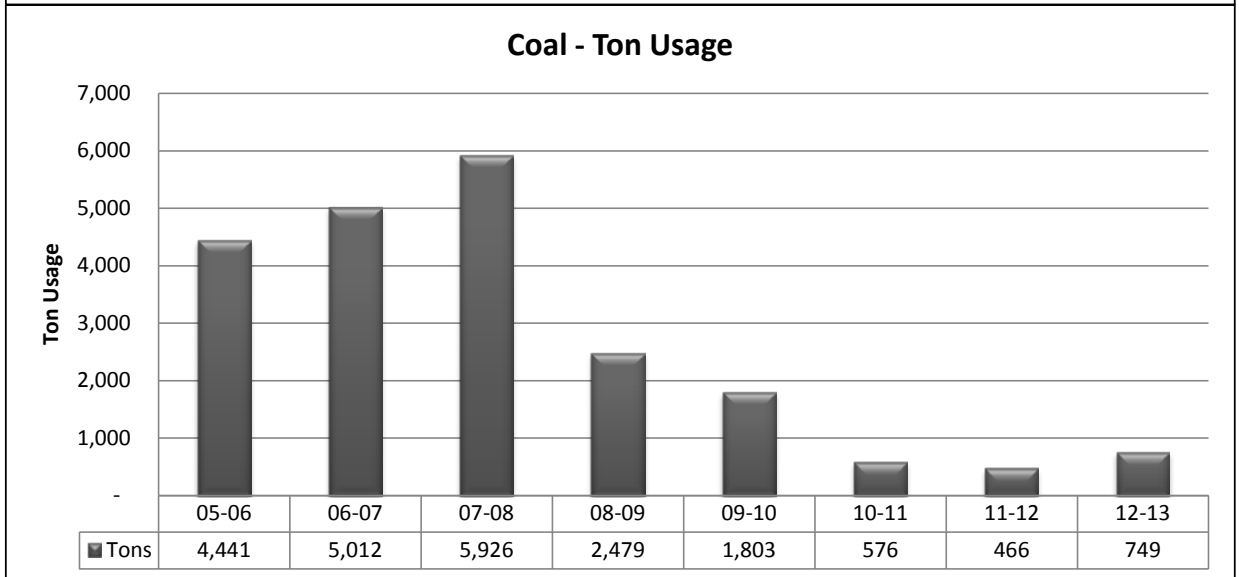
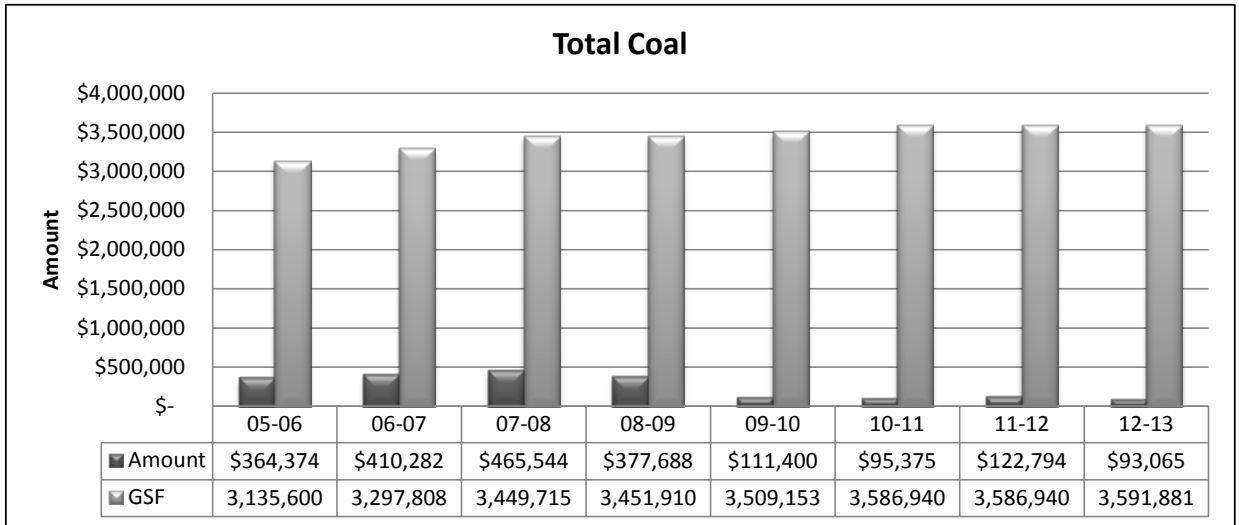
Facilities Management and Operations
Campus Utilities



The utilities calculated above do **NOT** include the COM locations. Those are calculated on the College of Health Sciences section.



Facilities Management and Operations
Campus Utilities



The utilities calculated above do **NOT** include the COM locations. Those are calculated on the College of Health Sciences section.