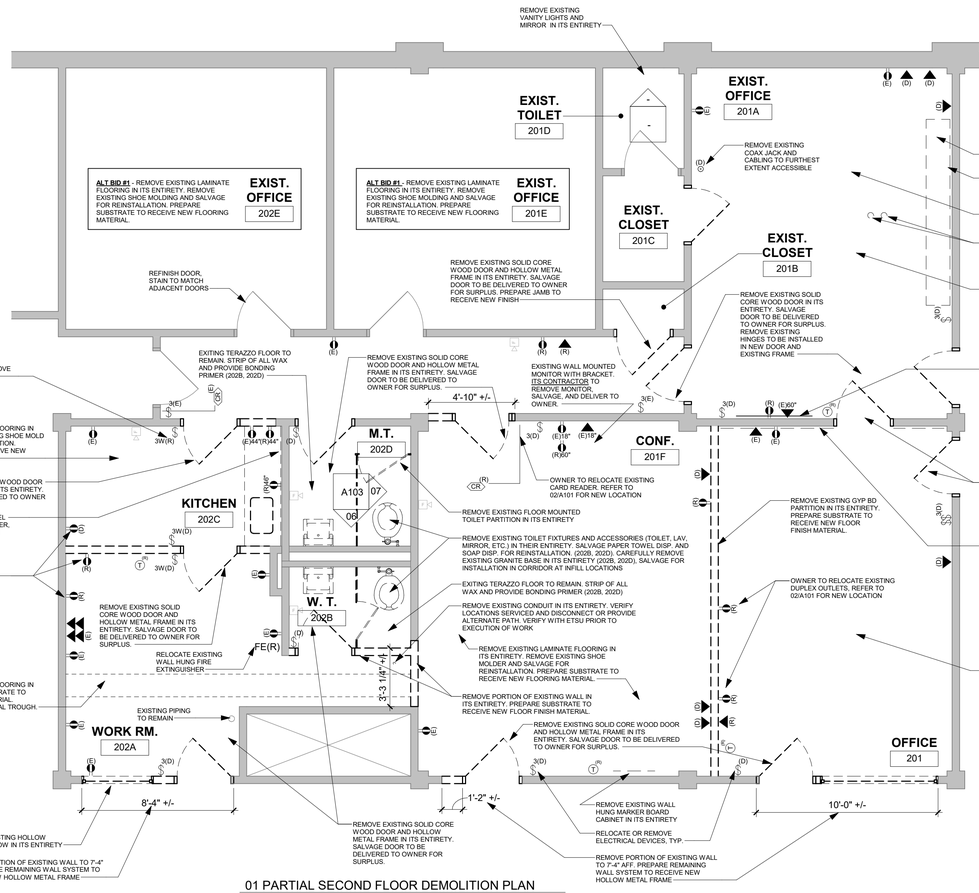

01 PARTIAL SECOND FLOOR DEMOLITION PLAN

SCALE: N.T.S.

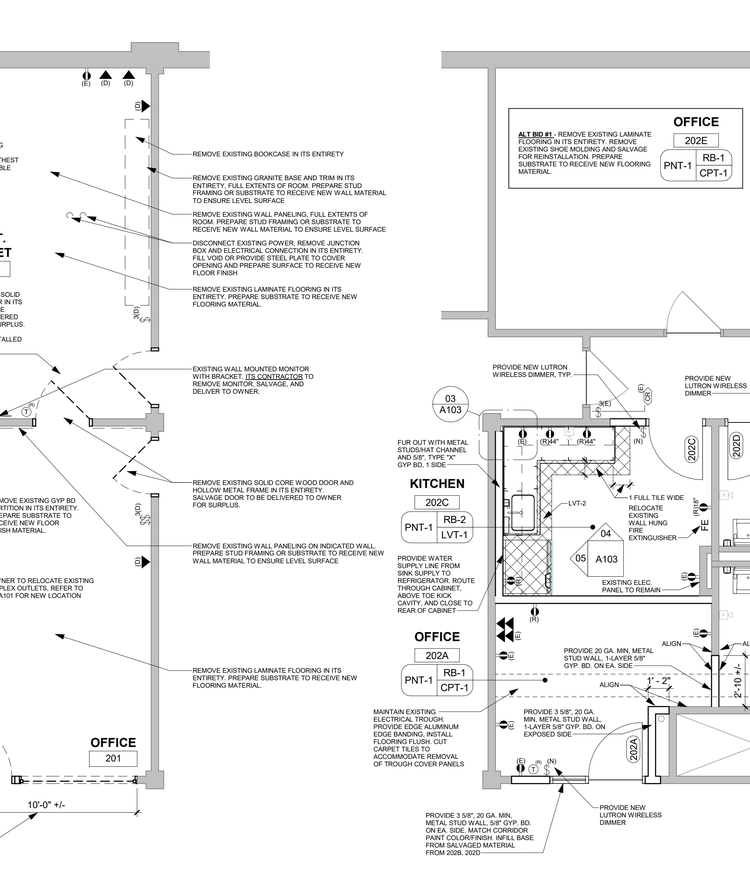

02 PARTIAL SECOND FLOOR PLAN

SCALE: N.T.S.

PRELIMINARY DRAWING NOT FOR CONSTRUCTION

GENERAL NOTES

1. CONTACT ETSU'S DEPARTMENT OF ENVIRONMENTAL HEALTH AND SAFETY (423-439-7784) FOR INFORMATION ON THE PRESENCE OF HAZARDOUS MATERIALS AND THE PROCEDURE FOR REMOVING THEM. THE CONTRACTOR SHALL BE RESPONSIBLE FOR THE COORDINATION, REMOVAL, AND INSTALLATION OF ALL LIFE SAFETY DEVICES IN THE CONSTRUCTION AREA. NOTIFY AND COORDINATE WITH ETSU HEALTH AND SAFETY PRIOR TO ANY PROCUREMENT OF WORK.
2. CONTRACTOR TO PROVIDE AND INSTALL ALL ELECTRICAL OUTLETS AND COMMUNICATIONS CONDUIT AND ROUGH-INS WHERE SHOWN. ALL MATERIALS AND WORKMANSHIP FOR COMMUNICATIONS SHALL COMPLY WITH ETSU - I.T.S. STANDARDS VERSION 4.0. SUBMITTALS ARE REQUIRED BEFORE COMMENCEMENT OF WORK AND TEST RESULTS ARE REQUIRED UPON COMPLETION OF WORK. (APPLIES TO ETSU - I.T.S. ONLY)
3. ETSU - I.T.S. SHALL PROVIDE AND INSTALL J-HOOKS AND PENETRATIONS AND REQUIRED. ALL PATHWAYS AND PENETRATIONS SHALL COMPLY WITH NFPA-70 AND U.L. RATED LISTINGS AS APPLICABLE.
4. ETSU - I.T.S. TO TERMINATE ALL 8P8C MODULAR JACKS TO TIA 568-A SCHEME. ALL WALL FACEPLATES SHALL BE MANUFACTURED BY HUBBEL AND MATCH ELECTRICAL FACEPLATE COLOR AS APPLICABLE. ALL JACKS SHALL BE COLOR COMPLIANT WITH ETSU - I.T.S. REQUIREMENTS.
5. ETSU - I.T.S. TO LABEL, TEST, AND CERTIFY ALL CABLING AND COMPONENTS PER I.T.S. STANDARD AND PROVIDE RESULTS IN PDF FORMAT. PROVIDE LABELING SAMPLE TO I.T.S. FOR APPROVAL PRIOR TO APPLICATION.
6. ALL UTP CABLING SHALL BE OF A CATEGORY AS DIRECTED BY ETSU - I.T.S. INSTALL OPEN-TOP CABLING SUPPORTS (J-HOOKS) TO SUPPORT CABLE PER I.T.S. REQUIREMENTS. J-HOOKS SHALL BE INSTALLED ABOVE ACOUSTIC CEILING TILE (ACT) AND ATTACHED TO APPROVED STRUCTURAL COMPONENTS ONLY. ALL CABLING SHALL BE HOMERUN FROM WORK AREA TO TELECOMMUNICATIONS ROOM AS DIRECTED BY ETSU - I.T.S.
7. INSTALL ALL MATERIALS PER MANUFACTURER INSTRUCTIONS. SEE OTHER CONSTRUCTION DOCUMENTS FOR ADDITIONAL DETAILS.
8. ALL NEW HORIZONTAL AND VERTICAL SLEEVES AND CONDUIT INSTALLED SHALL HAVE NYLON BUSHINGS AT ENDS, PRIOR TO CABLE INSTALLATION.
9. ALL MATERIALS AND WORKMANSHIP SHALL BE INSTALLED TO MEET APPLICABLE CODES AND STANDARDS TO THE SATISFACTION OF THE AUTHORITY HAVING JURISDICTION.
10. PATCH, REPAIR, RESTORE, AND PAINT ALL SURFACES AND FINISHES DAMAGED DURING CONSTRUCTION. CONTRACTOR SHALL CLEAN ALL AREAS AND REMOVE ANY CONSTRUCTION-RELATED TRASH AND DEBRIS.
11. CONTRACTOR SHALL HAVE ALL CURRENT AND APPLICABLE LICENSE(S) AND OBTAIN STATE OF TENNESSEE ELECTRICAL PERMIT(S) FOR ALL WORK IN THIS SCOPE. COPY OF LICENSE(S) AND PERMIT(S) SHALL BE SUMMONED TO ETSU'S CONSTRUCTION PROJECT MANAGER PRIOR TO ANY WORK BEING PERFORMED.
12. WHEN INSTALLING DATA AND ELECTRICAL IN GYPSUM BOARD WALLS, INSTALL CONDUIT WITHIN THE WALL. CUT AND PATCH WALL TO MATCH EXISTING SURFACE OR DEMOLISH TO NEAREST FULL SHEET JOINT AND REPLACE.
13. DO NOT SCALE DRAWINGS.
14. IF APPLICABLE, ALL BRACKETS, MANUFACTURER-APPROVED FASTENERS, AND HARDWARE REQUIRED TO SUPPORT DISPLAYS, SHALL BE PROPERLY AND FIRMLY SECURED TO WALL STUDS, STRUCTURAL STEEL, OR OTHER STRUCTURAL MEMBERS BY APPROVED MEANS. THE USE OF FASTENERS SUCH AS LAG BOLTS, TOGGLE BOLTS, AND OTHER ITEMS DIRECTLY TO GYPSUM OR OTHER WALL FACADE TYPES (NON-STRUCTURAL OR FINISH ITEMS) SHALL NOT BE PERMITTED. CONTACT TIM FERGUSON AT ETSU - I.T.S. (423)-791-4328 PRIOR TO ANY INSTALLATION. WHEN SURFACE MOUNTED WOOD BLOCKING IS USED (EXTERIOR WALL SURFACE) THE CONTRACTOR MUST ALSO UTILIZE CONSTRUCTION ADHESIVE IN ADDITION TO APPROVED THREADED FASTENERS WHEN INSTALLING.

APPLICABLE CODES

SCALE: N.T.S.

TENNESSEE DEPARTMENT OF COMMERCE AND INSURANCE - STATE FIRE MARSHAL'S OFFICE - CODES, HISTORY AND ENFORCEMENT. THIS INCLUDES ALL CURRENT ADOPTED RULES OF TN CHAPTER 0780-0202 CODES AND STANDARDS WITH EXCEPTIONS NOTED THERIN:

2021 IBC - INTERNATIONAL BUILDING CODE (EXCEPT CH 11, 34)
2021 IFC - INTERNATIONAL FIRE CODE, 510
2021 IMC - INTERNATIONAL MECHANICAL CODE
2021 NEC - NATIONAL ELECTRICAL CODE
2021 IEBC - INTERNATIONAL EXISTING BUILDING CODE
2021 IPMC - INTERNATIONAL PROPERTY MAINTENANCE CODE
2021 IFGC - INTERNATIONAL FUEL GAS CODE
2021 IPC - INTERNATIONAL PLUMBING CODE
2017 NFPA 72 - INTERNATIONAL FIRE ALARM AND SIGNALING CODE
2012 NFPA 101 - LIFE SAFETY CODE
2010 ADA - STANDARDS FOR ACCESSIBLE DESIGN, TITLES II & III
OSHA CFR 1910/1926
ASHRAE 62.1 - 2013 & 90.1 - 2010
TENNESSEE ELEVATOR SAFETY BOARD RULES
TENNESSEE DCA/F CODES 0780-2
TENNESSEE DEPT. OF CA/- STATE FIRE MARSHAL'S OFFICE
ETSU COMMUNICATIONS DESIGN STANDARD (LATEST)
ETSU - I.T.S. DESIGN AND INSTALLATION STANDARDS POLICY (LATEST)
* OTHER APPLICABLE CODES AND STANDARDS AS APPLICABLE

SYMBOLS LEGEND

- E - EXISTING TO REMAIN
- R - EXISTING TO RELOCATE/RELOCATED
- N - NEW CONSTRUCTION/LOCATION
- 3-WAY LIGHTING CONTROL SWITCH (IF PROVIDED)
- PHASE DESIGNATION, TYP.
- HEIGHT @ CENTERLINE ABOVE FINISHED FLOOR
- SINGLE LIGHT SWITCH
- COMMUNICATIONS CONDUIT ROUGH-IN, INSTALL CENTER @ 18" A.F.F., U.N.O.
- WIRELESS ACCESS POINT
- DUPLEX RECEPTACLE INSTALL CENTER @ 18" A.F.F., U.N.O.
- DOUBLE DUPLEX (QUAD) RECEPTACLE INSTALL CENTER @ 18" A.F.F., U.N.O.
- COAX JACK
- EMERGENCY LIGHTING DEVICE (BUG-EYE)
- DIRECTIONAL INDICATING, CEILING MOUNTED EXIT SIGN
- SPRINKLER HEAD
- FIRE ALARM PULL STATION
- FIRE ALARM DEVICE (HORN AND STROBE)
- FIRE ALARM DEVICE (STROBE)
- SMOKE DETECTOR
- ACCESS CONTROL CARD READER

INTERIOR FINISH LEGEND

ROOM NAME
101
PNT-X RB-X CPT-X
NOTE:22

- WALL FINISH
- BASE FINISH
- FLOOR FINISH
- NOTES (IF APPLICABLE)
- ROOM FINISH TAG
- FLOOR FINISH TRANSITION TAG
- PROVIDE NEW TRANSITION AT DISSIMILAR FLOORING MATERIALS
- DIRECTION OF FLOORING MATERIAL

FINISH LIST

FINISH	COMMENTS
CEILING FINISHES	
ACOUSTIC PANEL CEILING (APC)	
APC-1	ARMSTRONG, 24"x24 ANGLED TEGULAR, 3/4" SQUARE-EDGE, NRC 70, ACT WITH ARMSTRONG PRELUDE 15/16" SUSPENSION GRID, WHITE
FLOOR FINISHES	
CARPET TILE (CPT)	
CPT-1	INTERFACE, LEEWARD TILE, DENIM
LUXURY VINYL TILE (LVT)	
LVT-1	INTERFACE, NORTHERN GRAIN, OAK SATIN A02611
LVT-2	INTERFACE, BRUSHED LINES, DEEP COBALT
RESILIENT BASE(RB)	
RB-1	JOHNSONITE, 4" / 6" (WHERE REQUIRED) PEBBLE 32
RB-2	JOHNSONITE, 4" NAVY 18
TILE (T)	
T-1	LOUISVILLE TILE, STAMP COLLECTION, OFF-WHITE MATTE 12"x24"
MISCELLANEOUS	
PLASTIC LAMINATE (PLAM)	
PLAM-1	WILSONART, BEIGEWOOD 7850
PLAM-2	WILSONART, NIGHTFALL 5023-19 LENO WEAVE
SOLID SUFACE (SS)	
SS-1	CORIAN, LAGUNA TERAZZO
WALL FINISHES	
PAINT (PNT)	
PNT-1	SHERWIN WILLIAMS; SW 7551, GREEK VILLA
PNT-2	SHERWIN WILLIAMS; SW 7018, DOVETAIL
PNT-3	SHERWIN WILLIAMS; SW 6129, RESTRAINED GOLD
TILE (T)	
T-2	FLORIDA TILE, SONGBIRD, NATURAL DOWN 3"x12"
T-3	FLORIDA TILE, SONGBIRD, NOCTURNAL NAVY 3"x12"

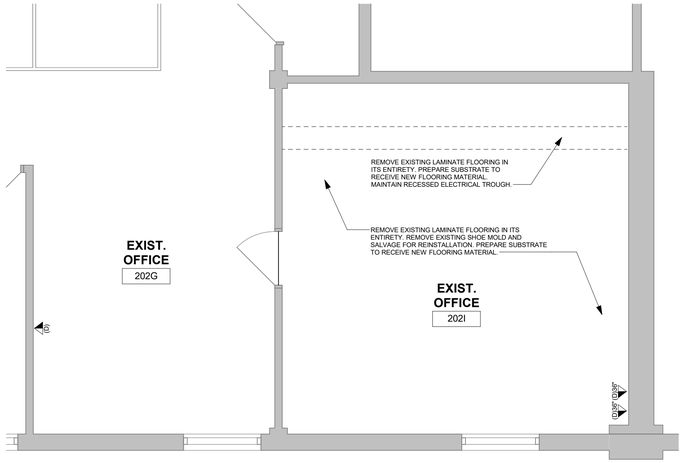

03 PARTIAL SECOND DEMOLITION PLAN

SCALE: N.T.S.

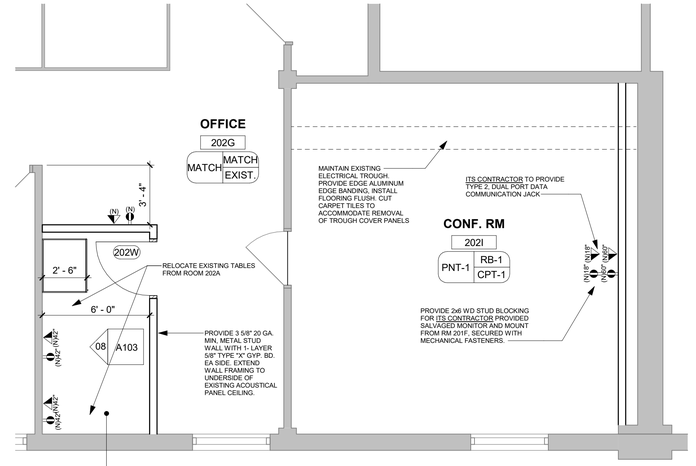

04 PARTIAL SECOND FLOOR PLAN

SCALE: N.T.S.

Tennessee 811 Know what's below. Call before you dig.

EAST TENNESSEE STATE UNIVERSITY
Department of Facilities
Office of Planning, Design and Construction

DATE: Issue Date
DRAWN BY: Author
SCALE: As Shown
APPROVED BY (DEPT.):
Checker

REVISIONS:

DATE	DESCRIPTION
---	---
---	---
---	---

BURGIN DOSSETT
SECOND FLOOR

RENOVATION FOR
BUSINESS & FINANCE

PROJECT #:
SR 2026-137

SHEET:
A101
SHEET: 1 of 3

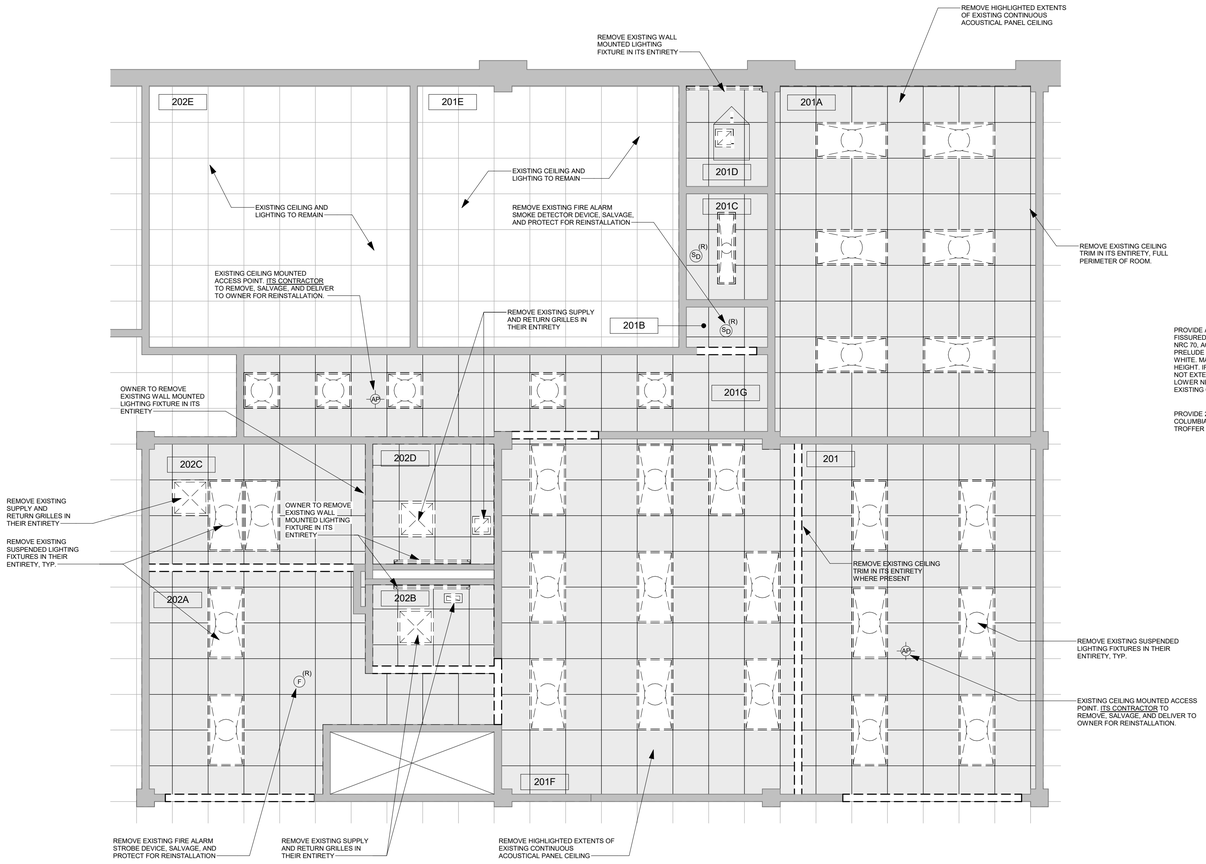

01 PARTIAL SECOND FLOOR DEMOLITION RCP

SCALE: N.T.S.

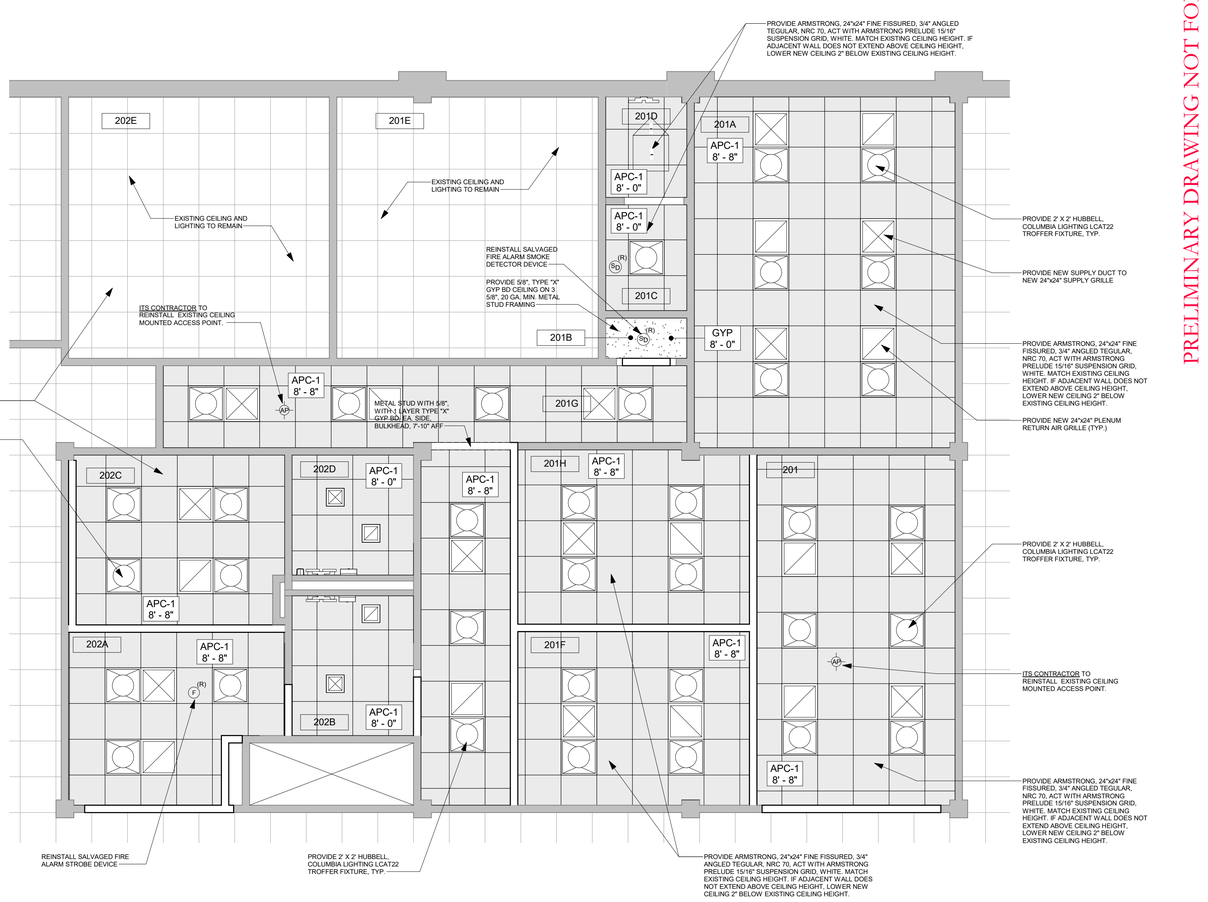

02 PARTIAL SECOND FLOOR REFECTED CEILING PLAN

SCALE: N.T.S.

PRELIMINARY DRAWING NOT FOR CONSTRUCTION

FINISH LIST	
FINISH	COMMENTS
CEILING FINISHES	
ACOUSTIC PANEL CEILING (APC)	
APC-1	ARMSTRONG, 24"x24 ANGLED TEGULAR, 3/4" SQUARE-EDGE, NRC 70, ACT WITH ARMSTRONG PRELUDE 15/16" SUSPENSION GRID, WHITE
FLOOR FINISHES	
CARPET TILE (CPT)	
CPT-1	INTERFACE, LEEWARD TILE, DENIM
LUXURY VINYL TILE (LVT)	
LVT-1	INTERFACE, NORTHERN GRAIN, OAK SATIN A02611
LVT-2	INTERFACE, BRUSHED LINES, DEEP COBALT
RESILIENT BASE(RB)	
RB-1	JOHNSONITE, 4" / 6" (WHERE REQUIRED) PEBBLE 32
RB-2	JOHNSONITE, 4" NAVY 18
TILE (T)	
T-1	LOUISVILLE TILE, STAMP COLLECTION, OFF-WHITE MATTE 12"x24"
MISCELLANEOUS	
PLASTIC LAMINATE (PLAM)	
PLAM-1	WILSONART, BEIGEWOOD 7850
PLAM-2	WILSONART, NIGHTFALL 5023-19 LENO WEAVE
SOLID SUFACE (SS)	
SS-1	CORIAN, LAGUNA TERAZZO
WALL FINISHES	
PAINT (PNT)	
PNT-1	SHERWIN WILLIAMS; SW 7551, GREEK VILLA
PNT-2	SHERWIN WILLIAMS; SW 7018, DOVETAIL
PNT-3	SHERWIN WILLIAMS; SW 6129, RESTRAINED GOLD
TILE (T)	
T-2	FLORIDA TILE, SONGBIRD, NATURAL DOWN 3"x12"
T-3	FLORIDA TILE, SONGBIRD, NOCTURNAL NAVY 3"x12"

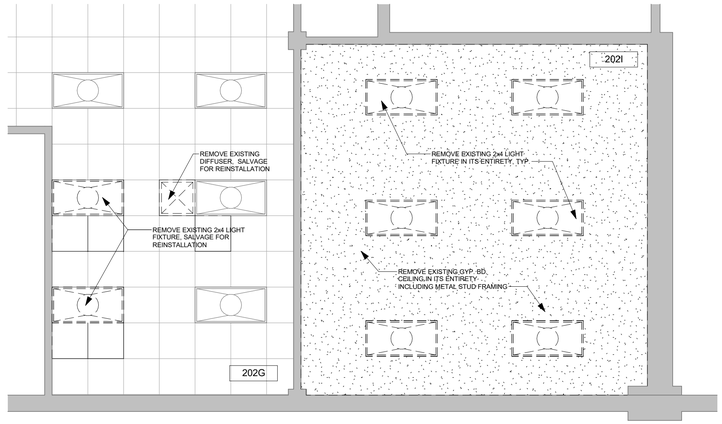

03 PARTIAL SECOND FLOOR DEMOLITION RCP

SCALE: N.T.S.

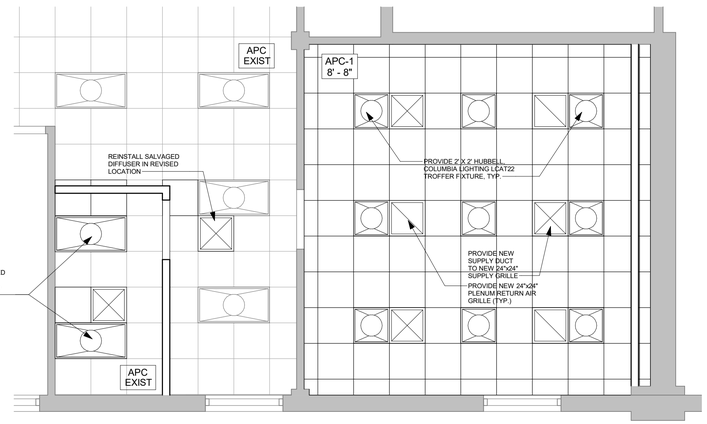

04 PARTIAL SECOND FLOOR REFECTED CEILING PLAN

SCALE: N.T.S.

Tennessee 811 Know what's below. Call before you dig.

EAST TENNESSEE STATE UNIVERSITY
Department of Facilities
Office of Planning, Design and Construction

DATE: Issue Date
DRAWN BY: Author
SCALE: As Shown
APPROVED BY (DEPT.): Checker

REVISIONS:

DATE	DESCRIPTION
---	---
---	---
---	---
---	---

BURGIN DOSSETT
SECOND FLOOR

RENOVATION FOR
BUSINESS & FINANCE

PROJECT #: SR 2026-137

SHEET: A102

SHEET: 2 of 3

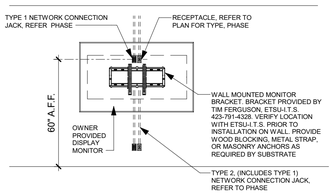

TYP. DISPLAY INSTALLATION ELEV.

SCALE: N.T.S.

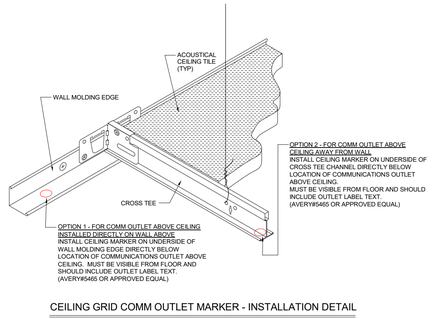

CEILING GRID COMM OUTLET MARKER - INSTALLATION DETAIL

NOT TO SCALE

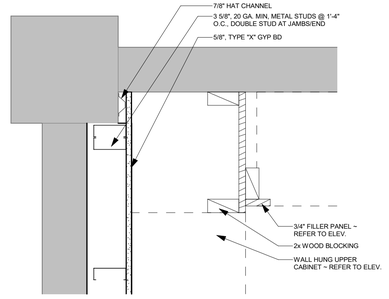

03 FURRING DETAIL

SCALE: N.T.S.

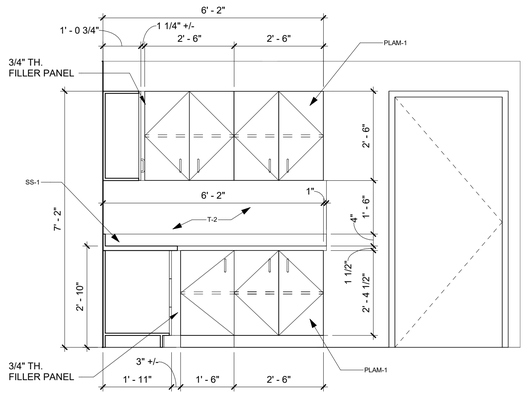

04 KITCHENETTE ELEV.

SCALE: N.T.S.

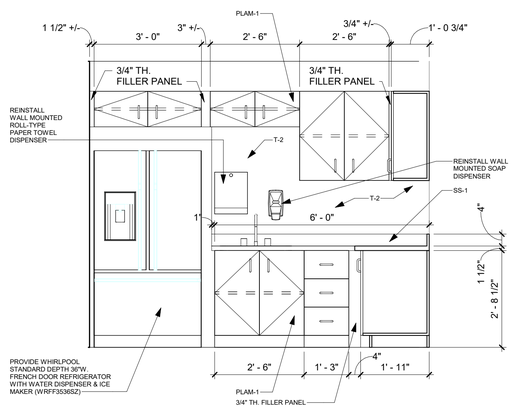

05 KITCHENETTE ELEV.

SCALE: N.T.S.

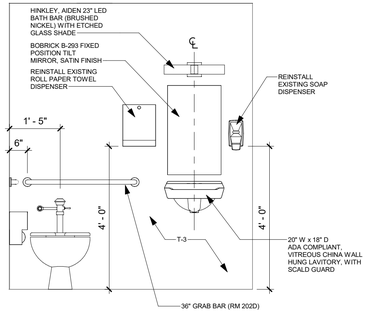

06 TOILET ROOM ELEV.

SCALE: N.T.S.

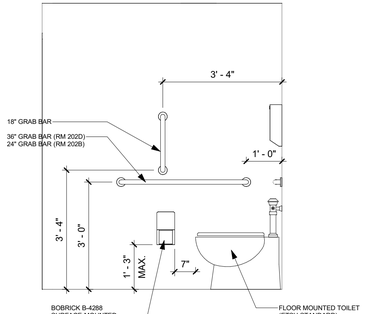

07 TOILET ROOM ELEV.

SCALE: N.T.S.

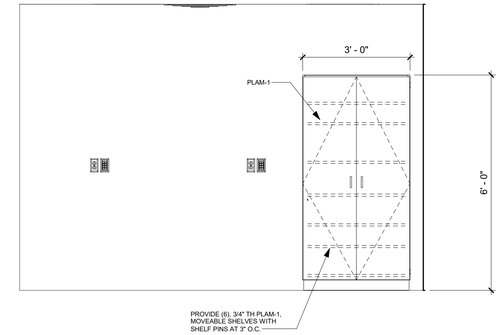

08 PRINT ROOM ELEVATION

SCALE: N.T.S.

Door Schedule									
Door Number	Door				Door		Frame		
	Width	Height	Thickness	Door Type	Material	Hardware	Type	Material	Finish
201	3' - 0"	7' - 0"	0' - 1 3/4"	FG	WD	02	HMS	HM	PNT-2
201A	3' - 0"	7' - 0"	0' - 1 3/4"	F	WD	01	HM1	HM	PNT-2
201B	3' - 0"	7' - 0"	0' - 1 3/4"	FG	WD	04	HM1	HM	PNT-2
201C	3' - 0"	7' - 0"	0' - 1 3/4"	F	WD	01	HM1	HM	PNT-2
201F	3' - 0"	7' - 0"	0' - 1 3/4"	FG	WD	01	HMS	HM	PNT-2
201G	3' - 0"	7' - 0"	0' - 1 3/4"	F	WD	02	HM1	HM	PNT-2
201H	3' - 0"	7' - 0"	0' - 1 3/4"	FG	WD	01	HMS	HM	PNT-2
202A	3' - 0"	7' - 0"	0' - 1 3/4"	FG	WD	03	HMS	HM	PNT-2
202B	3' - 0"	7' - 0"	0' - 1 3/4"	F	WD	03	HM1	HM	PNT-2
202C	3' - 0"	7' - 0"	0' - 1 3/4"	F	WD	01	HM1	HM	PNT-2
202D	3' - 0"	7' - 0"	0' - 1 3/4"	F	WD	03	HM1	HM	PNT-2
202W	3' - 0"	7' - 0"	0' - 1 3/4"	F	WD	01	HM1	HM	MATCH

01 CORBIN-RUSSWIN CL3810 PASSAGE, AZD LEVER SET DOOR HARDWARE, C-R 8000 INTERCHANGEABLE CORE, FINISH 626

02 CORBIN-RUSSWIN CL3861 ENTRY/OFFICE, AZD LEVER SET DOOR HARDWARE, C-R 8000 INTERCHANGEABLE CORE, AND DC6210xA1 CLOSER, FINISH 626

03 CORBIN-RUSSWIN CL3861 ENTRY/OFFICE, AZD LEVER SET DOOR HARDWARE, C-R 8000 INTERCHANGEABLE CORE, AND DC6210 CLOSER, FINISH 626

04 CORBIN-RUSSWIN CL3810 PASSAGE, AZD LEVER SET DOOR HARDWARE AND ELECTRIC STRIKE, C-R 8000 INTERCHANGEABLE CORE, FINISH 626

HARDWARE SETS

SCALE: N.T.S.

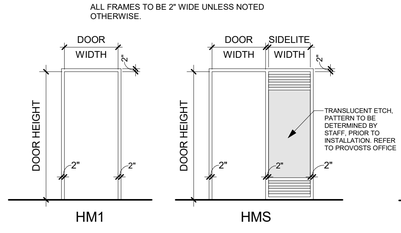

DOOR FRAME TYPES

SCALE: N.T.S.

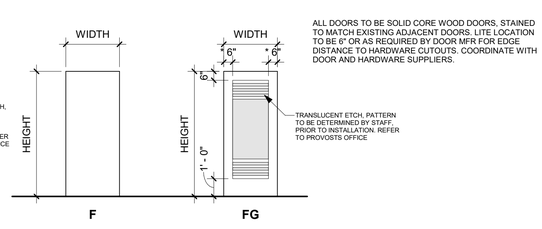

ALL DOORS TO BE SOLID CORE WOOD DOORS, STAINED TO MATCH EXISTING ADJACENT DOORS. LITE LOCATION TO BE 6" OR AS REQUIRED BY DOOR MFR FOR EDGE DISTANCE TO HARDWARE CUTOUTS. COORDINATE WITH DOOR AND HARDWARE SUPPLIERS.

DOOR PANEL TYPES

SCALE: N.T.S.

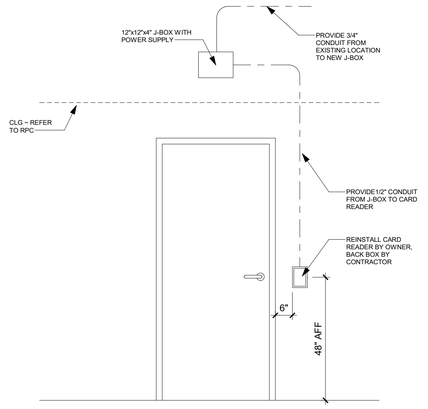

TYPICAL DOOR ACCESS CONTROL DETAL

SCALE: N.T.S.

PRELIMINARY DRAWING NOT FOR CONSTRUCTION

Tennessee 811 Know what's below. Call before you dig.

EAST TENNESSEE STATE UNIVERSITY
Department of Facilities
Office of Planning, Design and Construction

DATE: Issue Date
DRAWN BY: Author
SCALE: As Shown
APPROVED BY (DEPT.):
Checker

REVISIONS:

DATE	DESCRIPTION
---	---
---	---
---	---
---	---

BURGIN DOSSETT
SECOND FLOOR

RENOVATION FOR
BUSINESS & FINANCE

PROJECT #: SR 2026-137

SHEET: A103

SHEET: 3 of 3