


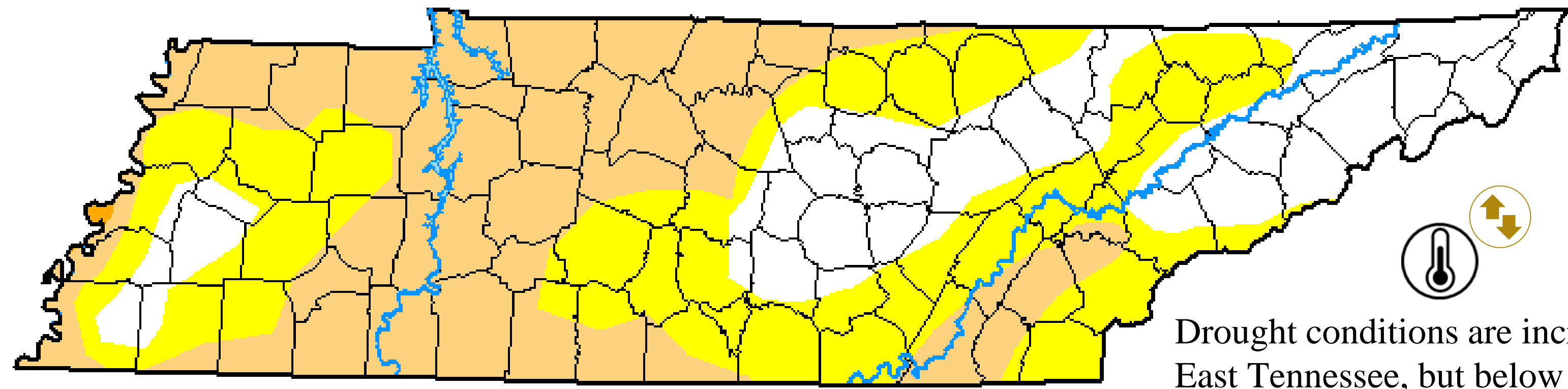
Tennessee Drought Update

For the assessment period ending October 13th, 2022

Statewide Condition Summary

This Week's Drought Monitor of Tennessee Map

From the US Drought Monitor, authored by Brad Pugh NOAA/NCEI with input from the Tennessee Climate Office

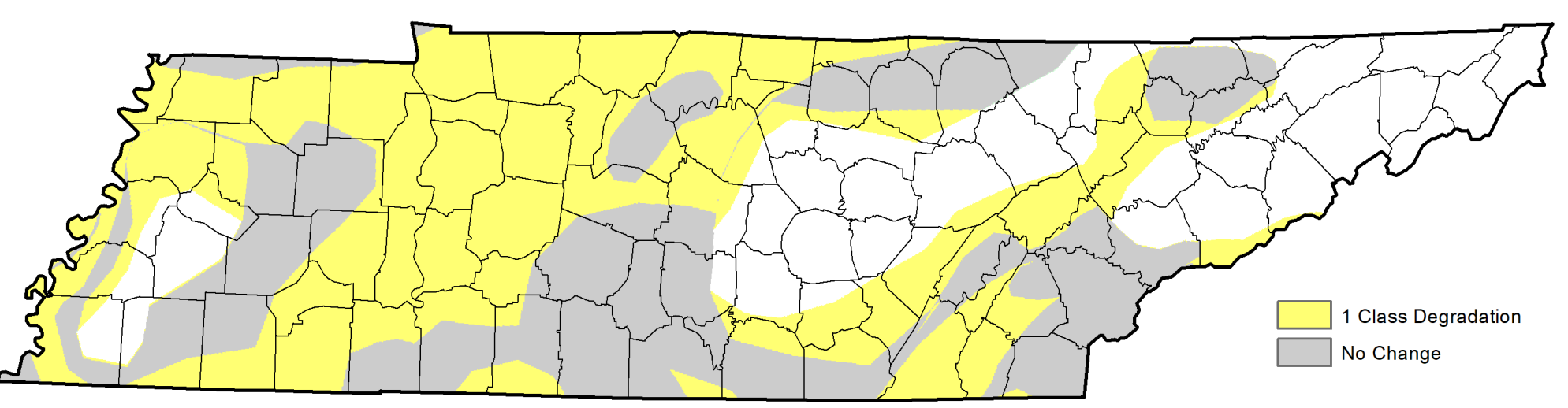


Drought conditions are increasing in East Tennessee, but below average temperatures for this time of year are somewhat moderating the expansion and severity of drought.

In Middle and West Tennessee, Moderate Drought (D1) and Abnormally Dry (D0) conditions expanded, with some Severe Drought (D2) now in the western parts of Lauderdale County.



Change Since Last Week



Yellow: 1 Class Degradation
Grey: No Change

What's Changed? Throughout Tennessee there are several expanded areas of Abnormally Dry and Moderate Drought conditions this week, with a small amount of Severe Drought in Lauderdale County. The greatest change occurred in Middle and West Tennessee where we see one class degradations across multiple counties.

What's New? With little to no rainfall still occurring over Middle and West Tennessee counties, we are experiencing an increase in drought conditions. The ongoing lack of rain has resulted in many Tennessee counties being included in D0/D1 drought categories.

What's Next? With some rain forecasted for West and Middle Tennessee counties, drought conditions will likely persist but may not expand as much next week. Counties in East Tennessee will continue experiencing average temperatures but less rain is forecasted, which may result in drought conditions continuing and possibly expanding until this regions receives some relief.


Statewide Coverage By Category

Category	Coverage This Week	Change Since Last Week
D0: Abnormally Dry	74.11%	+11.19%
D1: Moderate Drought	7.34%	+31.37%
D2: Severe Drought	0.14%	+0.14%
D3: Extreme Drought	0.00%	0.00%
D4: Exceptional Drought	0.00%	0.00%

A product of the Tennessee Climate Office
www.etsu.edu/tn-climate



Icon Library



No Precipitation




On going drought



Rivers and Streams



Precipitation




Temperatures



Improvement



A mixture of improving and worsening conditions



No Change



Worsening conditions



Hurricane/Tropical storm