


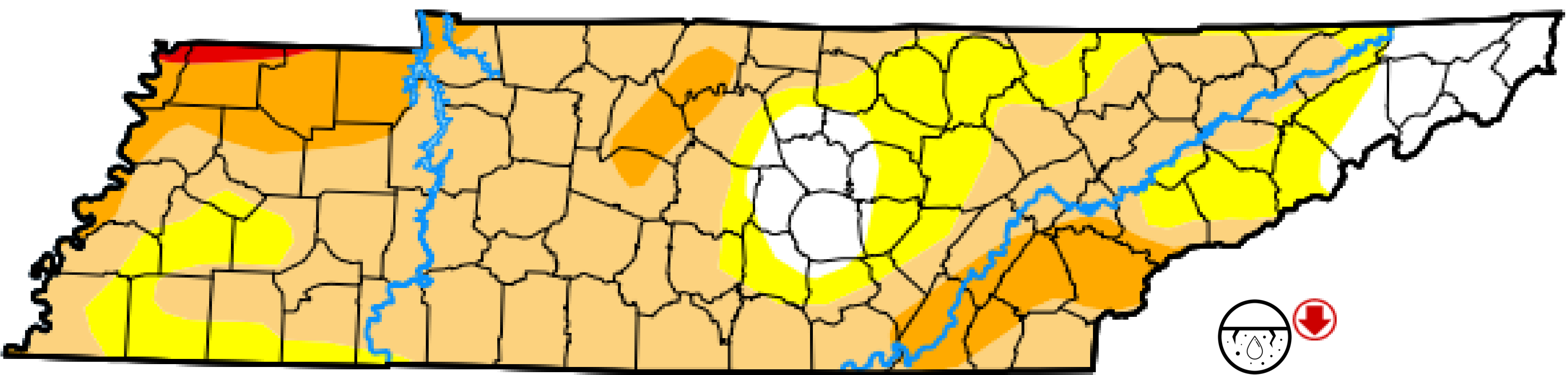
Tennessee Drought Update

For the assessment period ending October 25th, 2022

Statewide Condition Summary

This Week's Drought Monitor of Tennessee Map

From the US Drought Monitor, authored by Adam Hartman
NOAA/NWS/NCEP/CPC with input from the Tennessee Climate Office

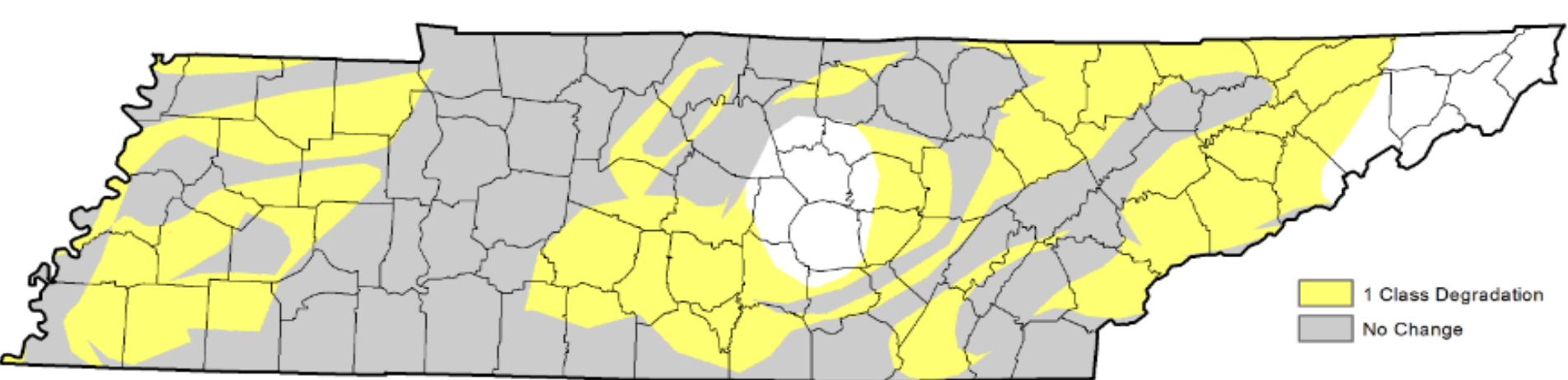


With most of the state again not receiving rain over the past Drought Monitor week (Tuesday-Tuesday), drought conditions have expanded and worsened over the state. A small area of Extreme Drought (D3) was added in the northwestern part of Tennessee.



Lack of rainfall and dropping soil moisture levels are negatively impacting pastures, with many livestock producers feeding hay already, and some farmers waiting to plant winter wheat until rains come to the state.

Change Since Last Week



Yellow: 1 Class Degradation
Grey: No Change

A product of the Tennessee Climate Office
www.etsu.edu/tn-climate



What's Changed? With little rain through the cut-off time for this week's Drought Monitor (Tuesday morning), areas of Abnormally Dry, Moderate Drought, and Severe Drought conditions expanded this week. A small area of Extreme Drought was also added in the northwestern corner of the state. The only areas remaining clear on this week's Drought Monitor are in the northeast corner of the state and small sections of Middle Tennessee and the Cumberland Plateau.

What's New? All regions of the state saw an increase in drought coverage and severity this past week. There are now pockets of severe drought conditions expanding throughout the state, and Extreme Drought has returned to a small part of West Tennessee.

What's Next? While most areas of the state recorded some rainfall so far this week, and more is expected over the weekend, it likely won't be enough to break the current drought. There may be some improvements in next week's Drought Monitor, but we expect some level of drought to continue in most parts of the state.

Statewide Coverage By Category

Category	Coverage This Week	Change Since Last Week
D0: Abnormally Dry	91.08%	+12.07%
D1: Moderate Drought	70.84%	+19.21%
D2: Severe Drought	14.51%	+8.25%
D3: Extreme Drought	0.56%	+0.56%
D4: Exceptional Drought	0.00%	0.00%

Icon Library



No Precipitation




Increasing drought conditions



Rivers and Streams



Precipitation



Temperatures



Improvement



A mixture of improving and worsening conditions



No Change



Worsening conditions



Hurricane/Tropical storm