

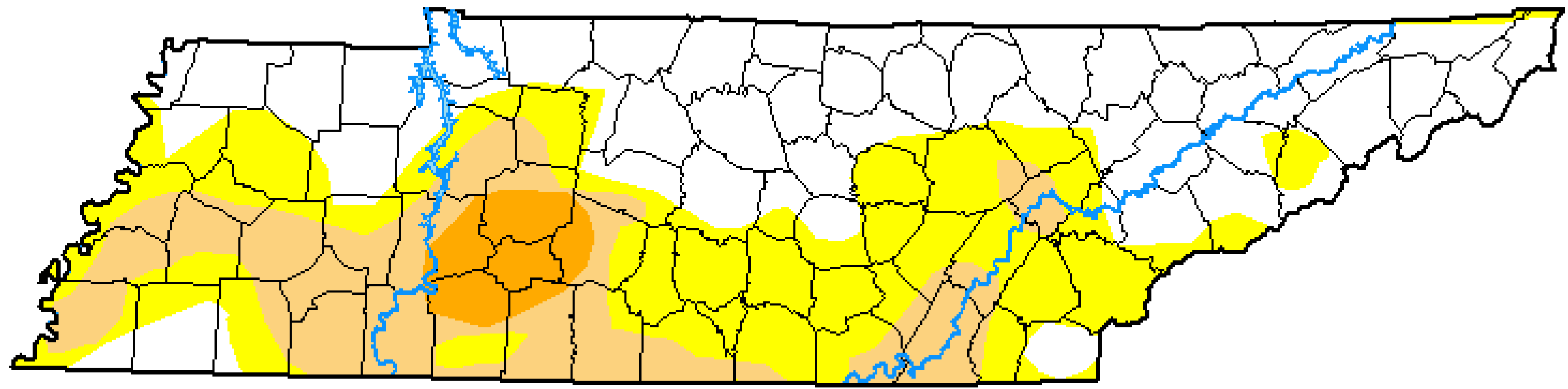
# Tennessee Drought Update


For the assessment period ending August 20th, 2024


# Statewide Condition Summary

## This Week's Drought Monitor of Tennessee Map

From the US Drought Monitor, authored by Richard Heim, NOAA/NCEI with input from the Tennessee Climate Office



 Continued lack of rainfall has led to worsening conditions across portions of West and Middle Tennessee

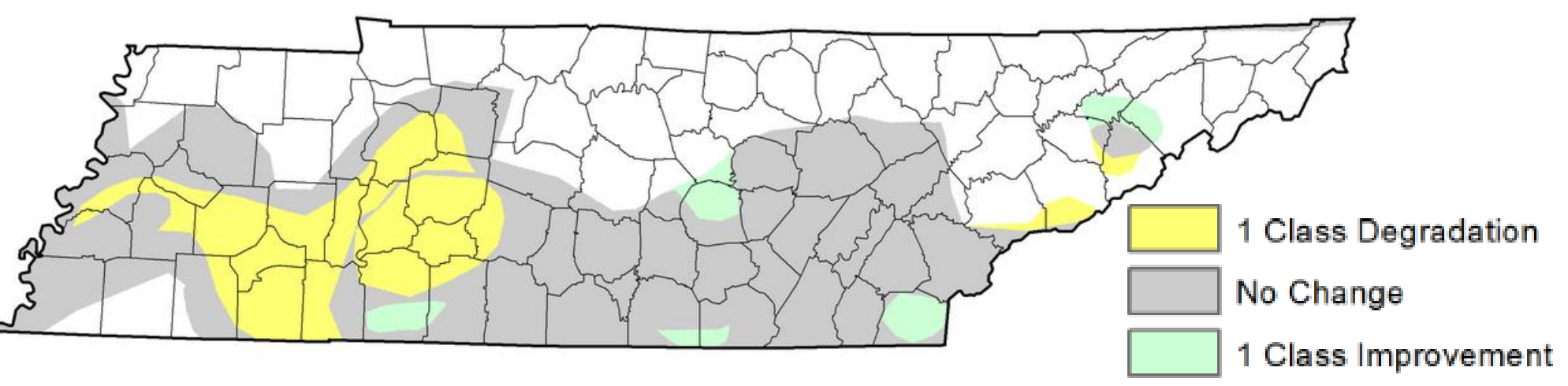
 Scattered rainfall has resulted in no change for most of Middle and East Tennessee

**What's Changed?** Most parts of Tennessee received less than 1" of rainfall this week with a few areas of heavier rainfall in Polk and Marion counties, and several counties in northeast Tennessee. The <0.5" of rain across Middle and West Tennessee led to an expansion of Moderate Drought (D1) and introduction of Severe Drought (D2) centered around Hickman and Lewis counties. Most parts of East Tennessee saw little to no change in conditions.

**What's New?** One-category degradation has been applied to large areas west of Nashville, with Severe Drought (D2) introduced in parts of seven counties where crop losses, reduced streamflow, and other impacts are mounting. Slight improvements and degradations were made in East Tennessee, though most areas remained unchanged.

**What's Next?** No rainfall is forecasted across the entire state over the next week, while temperatures will increase towards the end of the next monitoring period. Further degradation is expected in most areas, with the introduction of Extreme Drought (D3) possible in the current area of Severe Drought (D2).

## Change Since Last Week



A product of the Tennessee Climate Office  
[www.etsu.edu/tn-climate](http://www.etsu.edu/tn-climate)



## Statewide Coverage By Category

Category	Coverage This Week	Change Since Last Week
D0: Abnormally Dry	31.09%	-8.75%
D1: Moderate Drought	19.37%	+3.22%
D2: Severe Drought	4.08%	+4.08%
D3: Extreme Drought	0%	0.0%
D4: Exceptional Drought	0%	0%

# Icon Library



No Precipitation




Increasing drought conditions



Rivers and Streams



Precipitation




Temperatures



Improvement



A mixture of improving and worsening conditions



No Change



Worsening conditions



Hurricane/Tropical storm

- 5 Class Degradation
- 4 Class Degradation
- 3 Class Degradation
- 2 Class Degradation
- 1 Class Degradation
- No Change
- 1 Class Improvement
- 2 Class Improvement
- 3 Class Improvement
- 4 Class Improvement
- 5 Class Improvement