

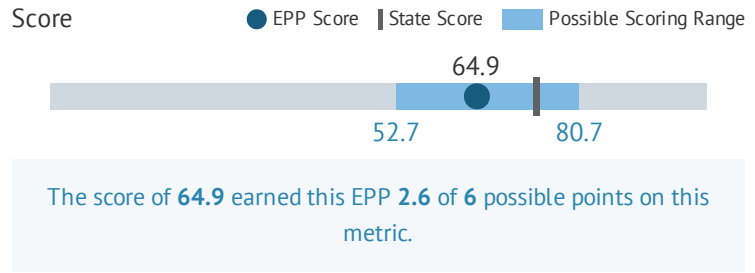
## EMPLOYMENT

**3** PERFORMANCE CATEGORY **73.3%** OF POINTS EARNED **11.0** OUT OF **15** POINTS **16.0** PERCENTAGE POINTS INCREASE FROM 2017

### Rate of First-Year Employment in Tennessee Public Schools

This measure reports the rate at which members of the three-year cohort were employed in Tennessee public schools within one year of receiving their initial license.

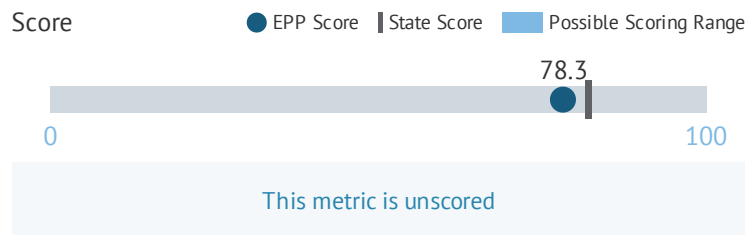
N-Size: 530



### Rate of Employment within Three Years In Tennessee Public Schools

This measure reports the rate at which members of the three-year cohort were employed for at least one year in Tennessee public schools within three years of receiving their initial license.

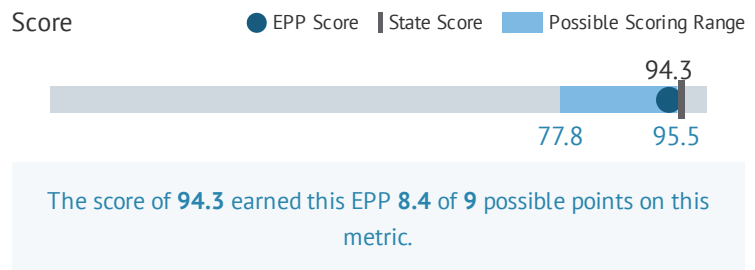
N-Size: 207



### Second Year Retention Rate

This measure reports the percentage of first-year employed cohort members who remained teaching in Tennessee public schools their second year.

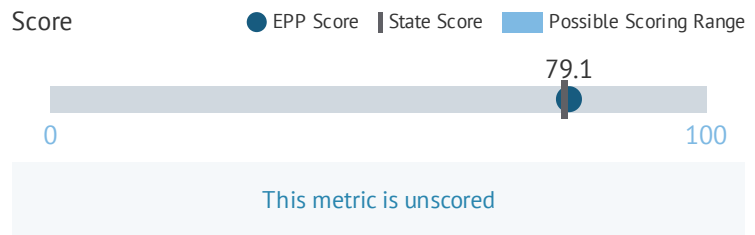
N-Size: 244



### Third Year Retention Rate

This measure reports the percentage of members of the three-year cohort who were employed and remain teaching in Tennessee public schools for three years running.

N-Size: 163



[SEE HOW THE EMPLOYMENT METRICS ARE CALCULATED](#)