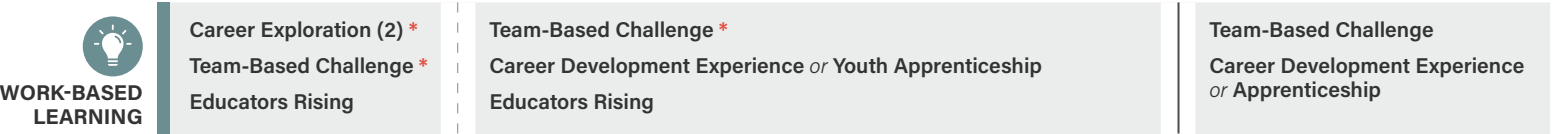
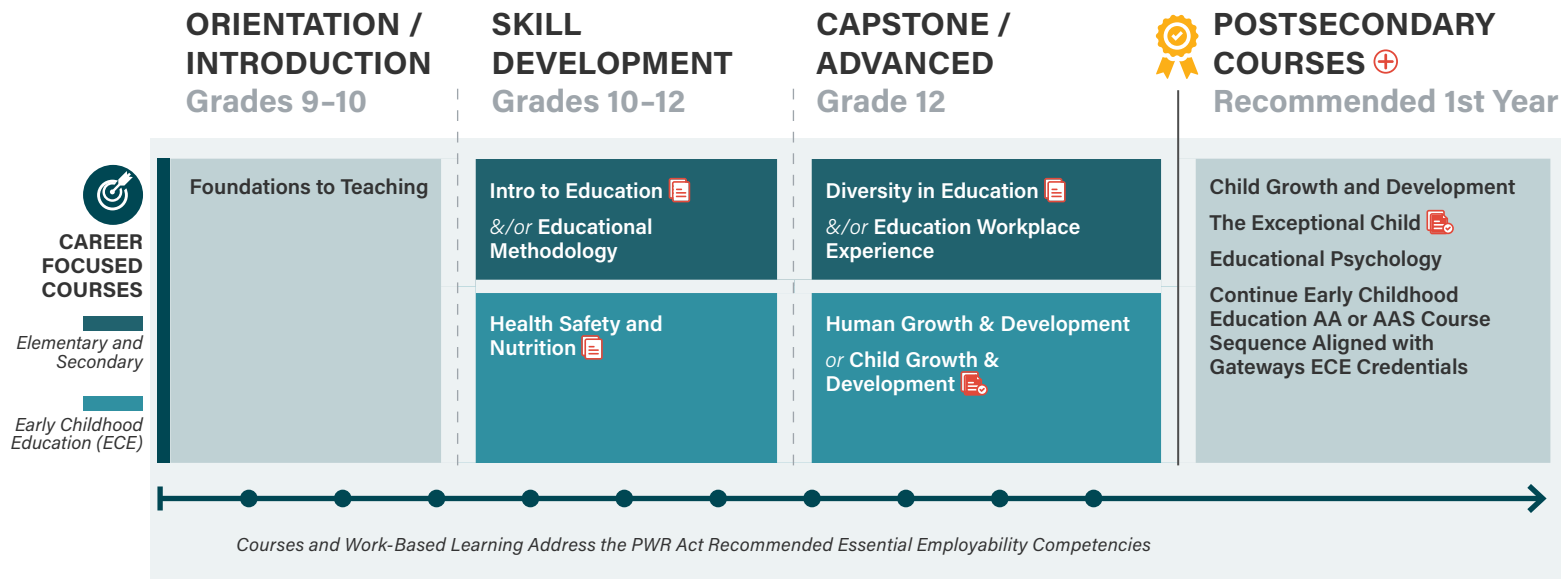
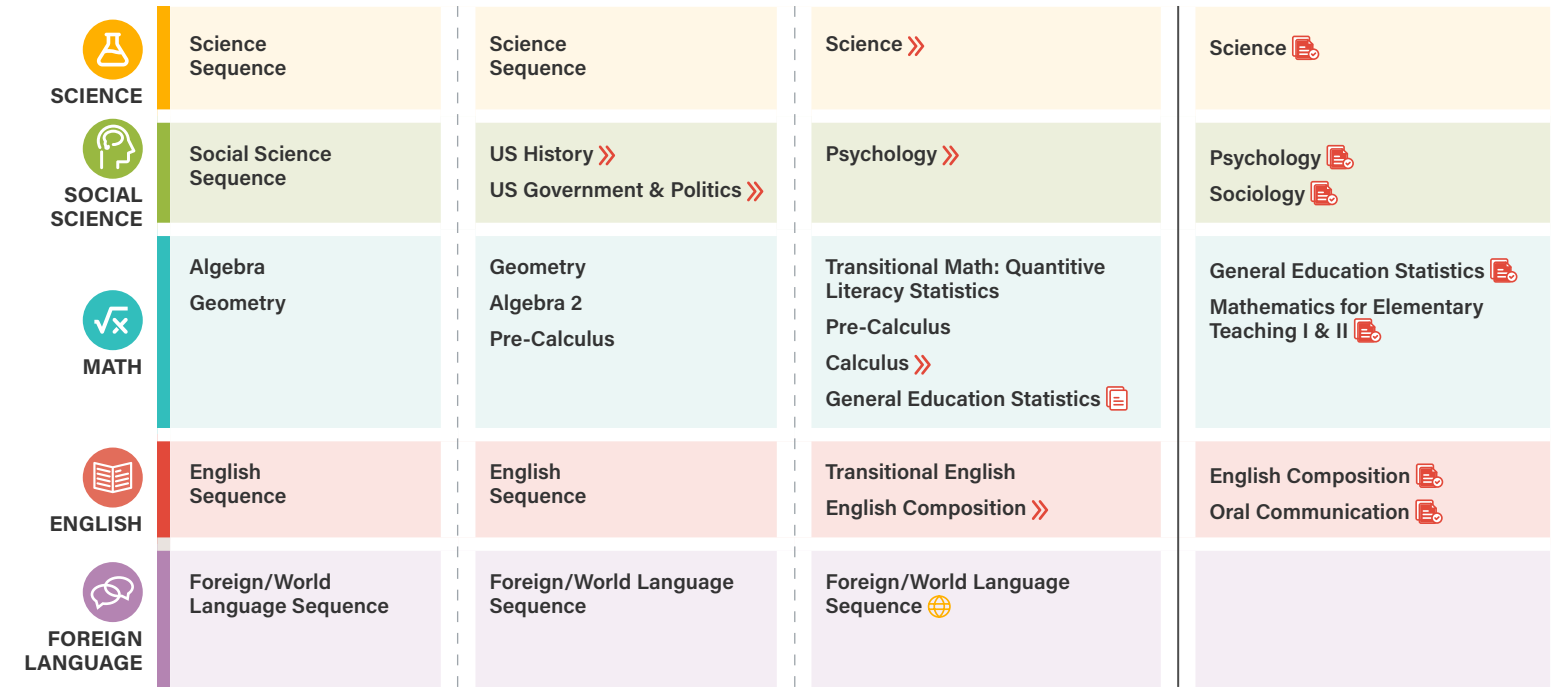


# Model Programs of Study Guide: Education



\* May be offered through Career and Technical Student Organizations (CTSOs) such as Educators Rising, Family, Career and Community Leaders of America (FCCLA), and SkillsUSA Illinois



>> AP or Dual Credit

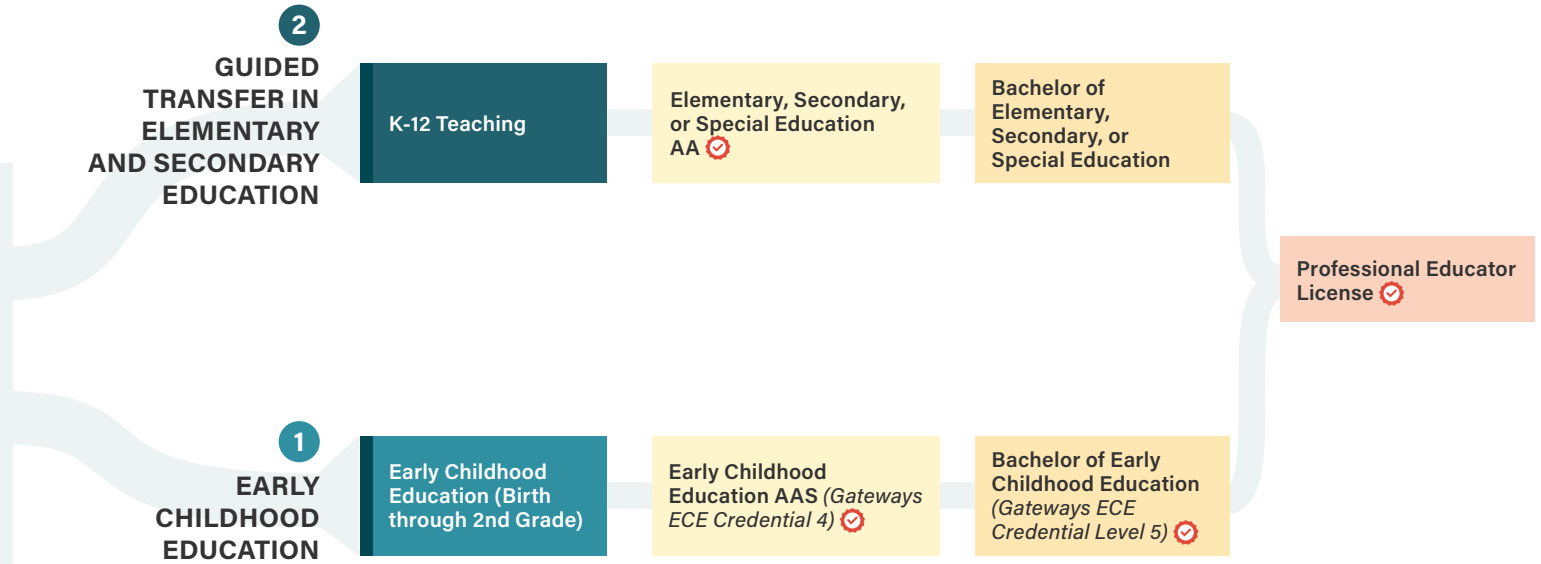
🏆 Course/Program Prepares for Industry Credential

📄 Postsecondary Course Affiliated with IAI Code

🏆 College and Career Pathway Endorsement Earned Industry 4.0 Diploma

+ If courses in this column were accomplished through early college credit, students should take the next required course in the sequence or, if none, additional AAS or Major Courses

## POSTSECONDARY OPTIONS



## SELECTED OCCUPATIONS, WAGES, & JOB GROWTH

Program	Typical Job	Near or Above Living Wage Threshold for 1 Adult + 1 Child <sup>1</sup>	Median Annual Wage <sup>2</sup>	Growth in TN: Annual Job Openings <sup>2</sup>	Growth in TN: % Change Over 10 years <sup>2</sup>	Stackable?	
1 AAS Early Childhood Education	Preschool and Childcare Center/Program Teachers, Except Special Education	N	\$13.94	860	5%	Typically Stacks to Bachelor's Program	
	Education Administrators, Preschool and Childcare Center/Program	N	\$24.59	70	-3%		
Paraprofessional or Teaching Assistant	Teacher Assistants	N	\$27,940	2260	6%		
2 Elementary Education	Elementary School Teachers	Y	\$51,170	2270	5%		
	Secondary Education	Secondary School Teachers, Except Special and Career/Technical Education	Y	\$53,000	1430		5%
	Special Education	Special Education Teachers, Kindergarten and Elementary School	Y	\$52,770	310		5%

1. Living wage calculations are based on: Glasmeier, Amy K. Living Wage Calculator. 2020. Massachusetts Institute of Technology: [livingwage.mit.edu](https://livingwage.mit.edu). As of January 2021 for the state of Tennessee, the "Living Wage" for 1 Adult + 1 Child equaled \$7/hour and "near," defined as 85% of that statewide living wage, was \$22.33/hour. In March of 2021, the Living Wage calculator updated its calculations for Tennessee, but information presented in this guide reflects the wage levels as of January 2021, when the project team conducted its analysis.

2. U.S. Department of Labor, CareerOnestop ([careeronestop.org/explorecareers](https://careeronestop.org/explorecareers)), Tennessee Department of Labor & Workforce Labor Market Report ([www.tn.gov/workforce/general-resources/major-publications0/major-publications-redirect/public-reports-redirect/labor-market-reports.html#collapse45bbf80c86674bb0baf266bbc54070da-1](https://www.tn.gov/workforce/general-resources/major-publications0/major-publications-redirect/public-reports-redirect/labor-market-reports.html#collapse45bbf80c86674bb0baf266bbc54070da-1))