

# Zoom

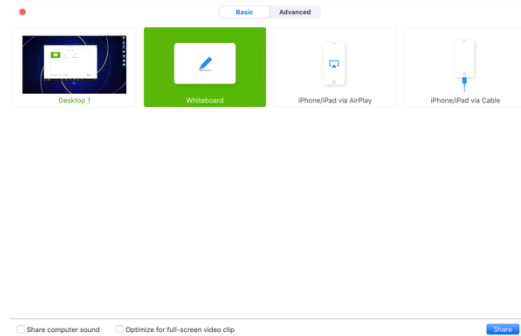
## Share a Whiteboard

### While in a meeting:

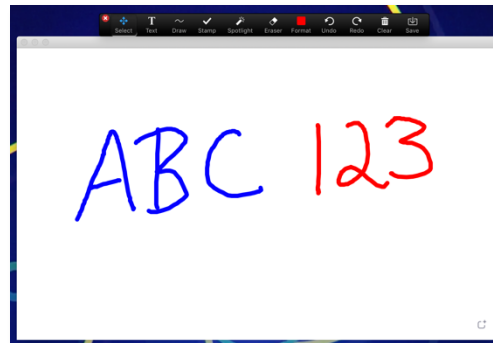
1. Click the **Share** button at the bottom of the meeting window.



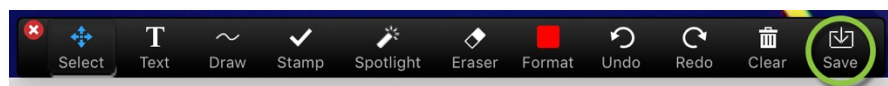
2. The sharing options window will open.  
Select **Whiteboard**.



3. A blank whiteboard will open and be shared with meeting participants. You can type, use stamps, and draw in real time.



4. If you would like to save your Whiteboard, you can do so by clicking the **Save** button on the Whiteboard toolbar.



*\*You can also enable a Whiteboard at any time during a screenshare by selecting the **Whiteboard button** on the Sharing Toolbar.*

