

# Zoom

## Log In with Single Sign-On

### Log in on the Web

1. Go to <https://etsu.zoom.us/>
2. Click **Sign In**.
3. You will be redirected to ETSU's Microsoft single sign-on page. Log in with your **ETSU active directory credentials**. After logging in, you will be redirected back to Zoom.


### Log in with the Zoom Desktop Client

You can download the Zoom Desktop Client at <https://etsu.zoom.us/download>

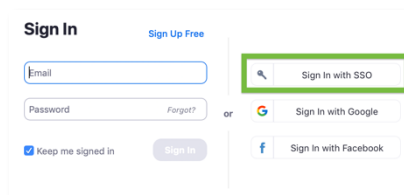
1. Open the Zoom Desktop Client.



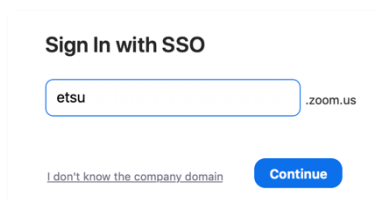
2. Click **Sign In**.



3. Click **Sign In with SSO**.



4. Enter **etsu** for the company domain.



5. You will be redirected to ETSU's Microsoft single sign-on page. Log in with your **ETSU active directory credentials**. After logging in, you will be redirected back to Zoom.