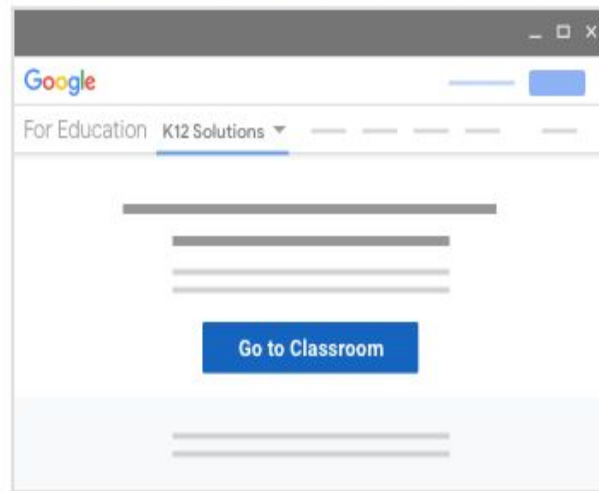


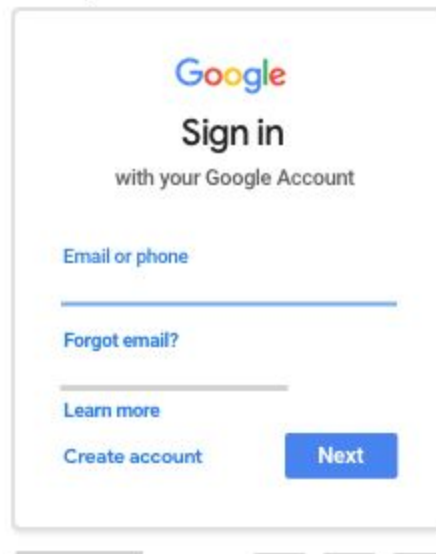
# Google Classroom Quick Start Guide For **HIGH SCHOOL ONLY**

## Sign in for the first time

1. Go to [classroom.google.com](https://classroom.google.com) and click Go to Classroom.



2. Enter your username and click Next.



**Your school email is in the format:**

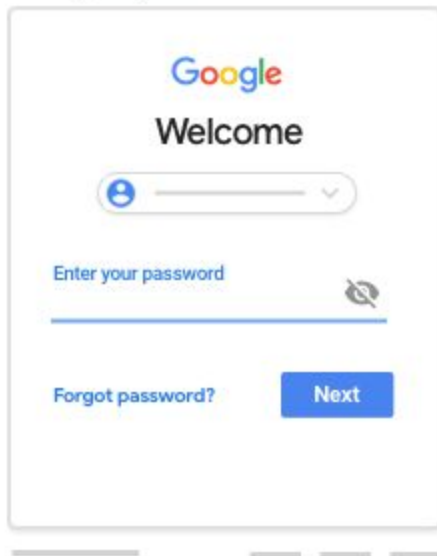
[lastnamefirstname@univschool.etsu.edu](mailto:lastnamefirstname@univschool.etsu.edu)

example: [preswooderica@univschool.etsu.edu](mailto:preswooderica@univschool.etsu.edu)

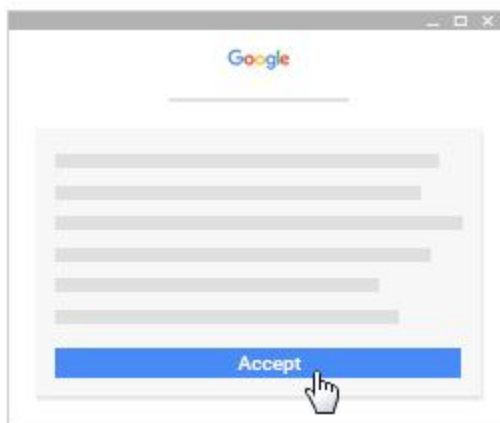
Your initial password is gousbucs.

You will be asked to change it the first time you login.

3. Enter your password and click **Next**.

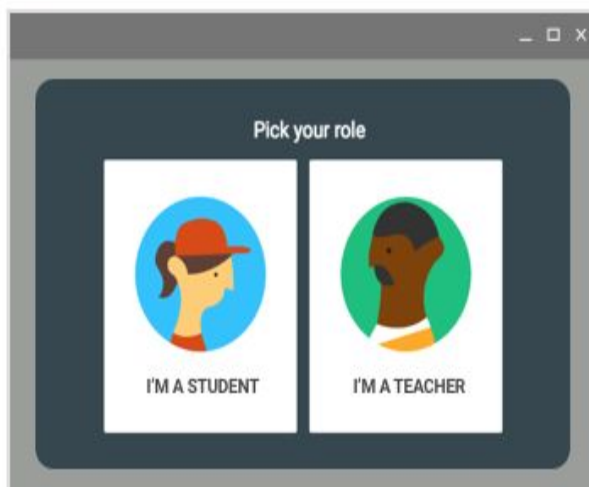
A screenshot of the Google Welcome screen. At the top is the Google logo and the word "Welcome". Below this is a user selection dropdown menu. Underneath is a password field with the placeholder text "Enter your password" and a toggle icon for visibility. At the bottom left is a link for "Forgot password?" and at the bottom right is a blue button labeled "Next".

4. If there is a welcome message, read it and click **Accept**.



5. If you're using a G Suite for Education account, click **I'm A Student** or **I'm A Teacher**.

**Note:** Users with personal Google Accounts won't see this option.



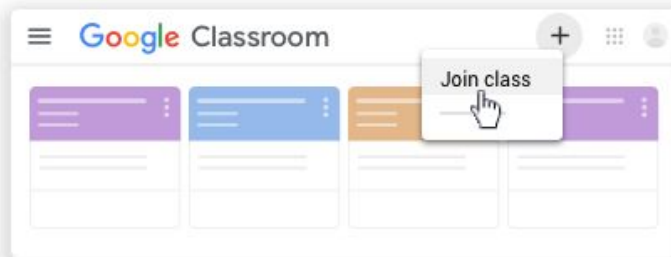
**Be sure to  
select I'm a  
Student**

6. **Click  
Get Started**


To join your classes, you will need an invite code from each of your teachers. Teachers will be posting them on their school webpages, and there will be a master list of codes posted on the school's homepage. Please be sure to join the correct classes.

## Join a class with a class code

1. Go to [classroom.google.com](https://classroom.google.com) .
2. At the top, click Add + > Join class.



3. Enter the class code your teacher gave you and click Join.  
A class code consists of 6 or 7 letters or numbers. For example, hjhmgrk or g5gdp1.



### **For More Information:**

<https://support.google.com/edu/classroom/answer/6072460?co=GENIE.Platform%3DDesktop&hl=en&oco=1>

### **For Tech Help:**

<https://forms.gle/rHrSjHTtLTfYbNAV7>