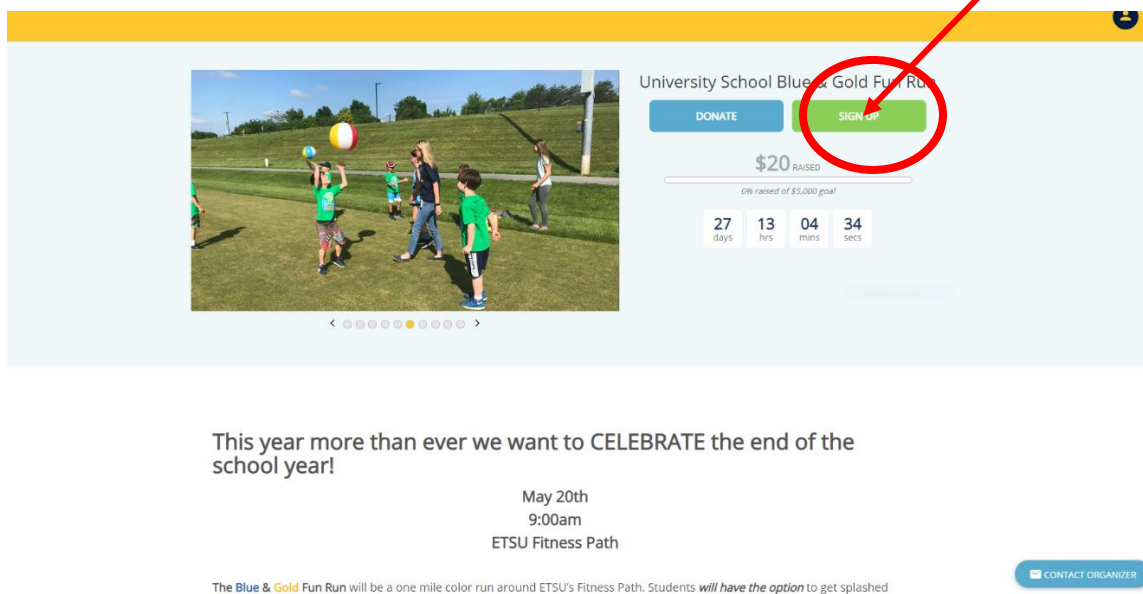


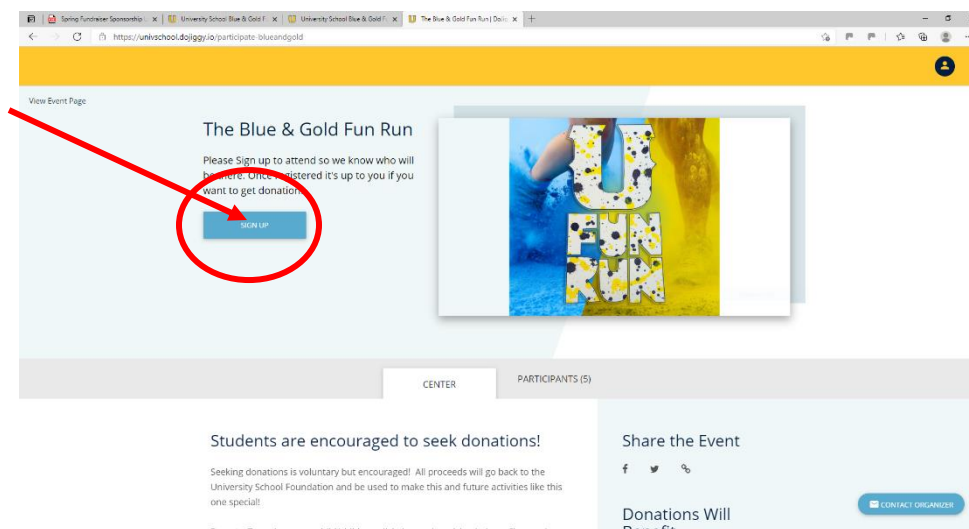
## BLUE AND GOLD FUN RUN DETAILS AND HOW TO GET REGISTERED

<b>What:</b>	The University School Blue and Gold Fun Run (one mile run or walk) and other fun activities planned by Mrs. Cradic. There will be a cheer section for those who choose not to run or walk.
<b>When:</b>	Thursday, May 20th during the school day (start times will vary by grade level)
<b>Where:</b>	Fitness Path at ETSU (we have an indoor location but are optimistic the sun will shine on May 20 <sup>th</sup> 😊)
<b>Who:</b>	University School students in grades K-8 will participate in the run/walk. Notes: Fundraising is NOT a requirement although is encouraged. High school students will have the <i>option</i> to participate in the run/walk.
<b>How:</b>	Students (or parents) can set up their fundraising account <a href="#">here</a> . Details on registration below.

Step 1. To register for the event, go to the event website and choose signup.

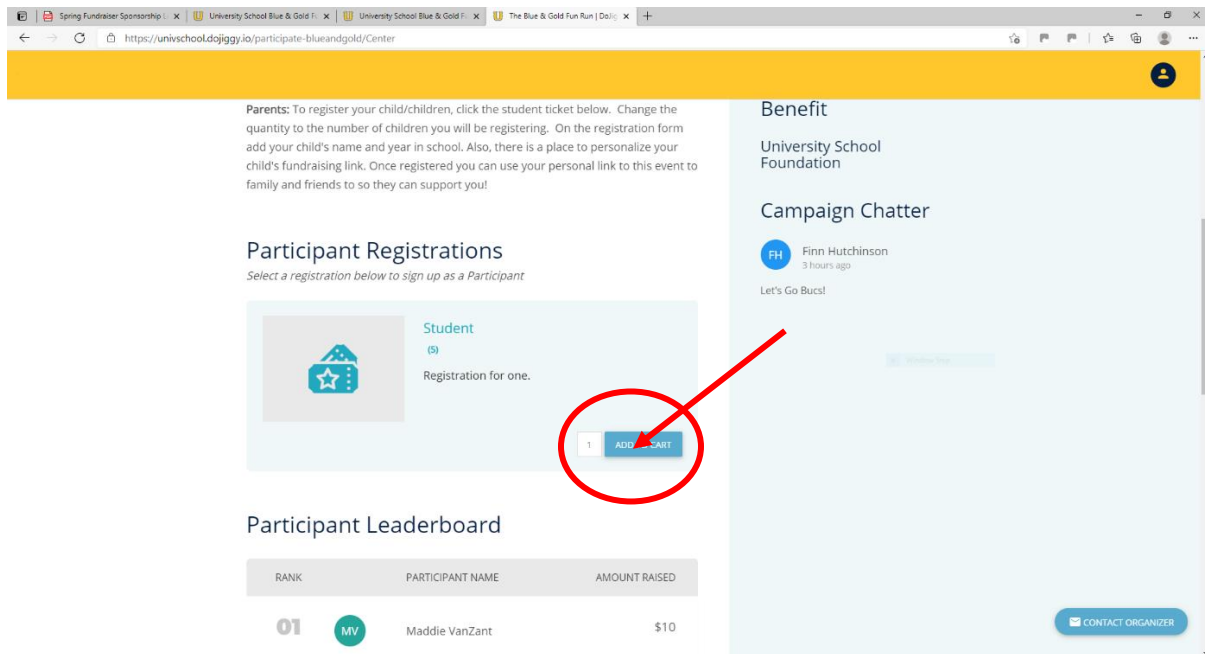


Step 2. Next, choose the sign-up option.

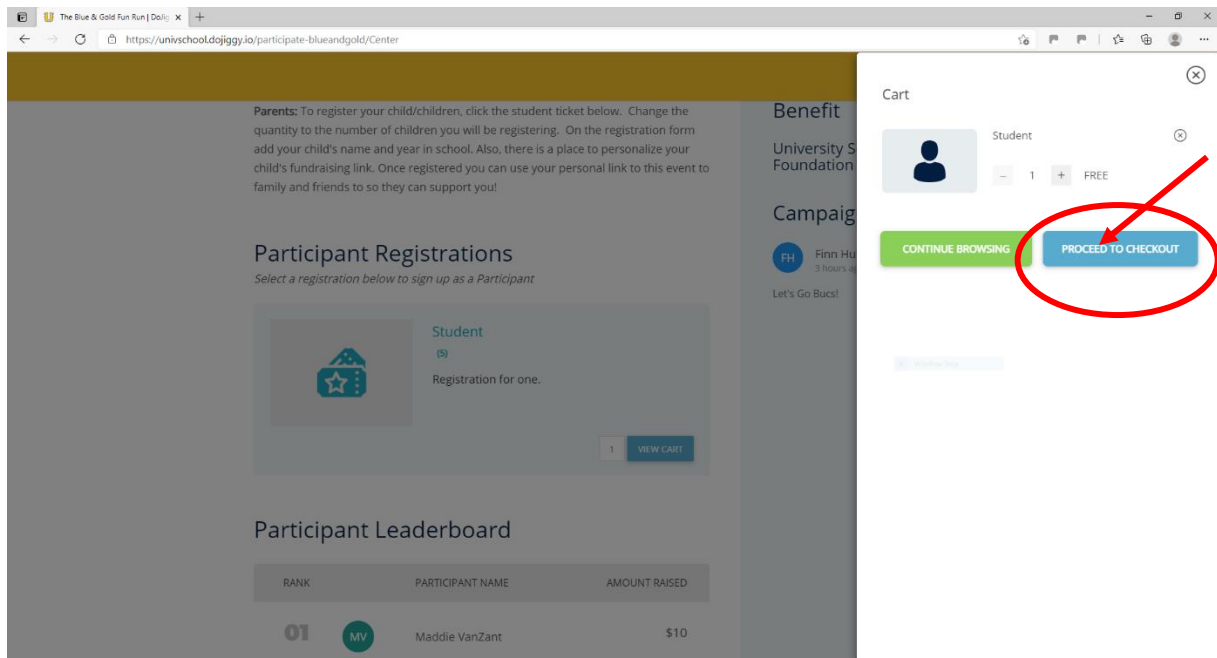


## BLUE AND GOLD FUN RUN DETAILS AND HOW TO GET REGISTERED

### Step 3: Add to cart the participant registration (note this is FREE but still must be added)



### Step 4: choose proceed to checkout



## BLUE AND GOLD FUN RUN DETAILS AND HOW TO GET REGISTERED

Step 5: Enter participant information for registration and choose next.

The screenshot shows a web browser window with the URL <https://univschool.doggy.io/Checkout/Index/2956067/TeamMemberRegistrations>. The page has a yellow header bar with a shopping cart icon and a user profile icon. Below the header is a progress bar with four steps: 01 Participant Registration (highlighted in orange), 02 Your Information, 03 Review & Pay, and 04 Confirmation. The main content area is titled "Participant registration" and contains a form for "Student" registration. The form includes fields for "First name", "Last name" (with a checkbox for "Keep my last name private"), "Set a fundraising goal (optional) \$()", and "Additional participant information" (with a "Grade" field). A blue oval highlights the "Personalize the link to this participant's fundraising link (optional)" section, which contains the URL <https://univschool.doggy.io/univschoolfunrun/99911a>. A yellow arrow points from the text "Don't forget to personalize your child's fundraising link" to this section. At the bottom of the form are "CANCEL" and "NEXT" buttons. A red arrow points from the "NEXT" button to the "NEXT" button in the progress bar. A "CONTACT ORGANIZER" button is located in the bottom right corner.

Step 6: Review Your participant registrations and choose next.

The screenshot shows a web browser window with the URL <https://univschool.doggy.io/Checkout/Index/2956067/TeamMemberRegistrations>. The page has a yellow header bar with a shopping cart icon and a user profile icon. Below the header is a progress bar with four steps: 01 Participant Registration (highlighted in orange and marked with a checkmark), 02 Your Information, 03 Review & Pay, and 04 Confirmation. The main content area is titled "Review your participant registrations" and contains a summary card for "Student" registration. The card shows a house icon, the name "Student", the price "FREE", and the quantity "QTY 1". Below the summary card is a "Participant registration" section with a "Student" field containing the name "jill hayter". At the bottom of the page are "CANCEL" and "NEXT" buttons. A red circle highlights the "NEXT" button, and a red arrow points from the "NEXT" button in the progress bar to this "NEXT" button. A "CONTACT ORGANIZER" button is located in the bottom right corner.

## BLUE AND GOLD FUN RUN DETAILS AND HOW TO GET REGISTERED

Step 7: Enter your information for an email receipt that confirms registration and choose next.

The screenshot shows the 'CHECKOUT' process at 'univschool.dojiggy.io'. The progress bar indicates four steps: 01 Participant Registration (completed), 02 Your Information (current step), 03 Review & Pay, and 04 Confirmation. The 'Your information' section contains a form with the following details:

- Enter information for your donation receipt
- Name: jill
- Donation: hayter
- Email Address: hayter@etsu.edu
- Link: [Return to registration](#)
- Text: Already have a Dojiggy account? [Click here to login](#)

At the bottom, there are three buttons: CANCEL, < PREV, and NEXT. The NEXT button is circled in red with an arrow pointing to it. A CONTACT ORGANIZER button is also visible in the top right.

Step 8: Review your information and choose PAY FREE.

The screenshot shows the 'CHECKOUT' process at 'univschool.dojiggy.io'. The progress bar indicates four steps: 01 Participant Registration (completed), 02 Your Information (completed), 03 Review & Pay (current step), and 04 Confirmation. The 'Review and Submit Your Registration' section contains the following information:

**Participant Registrations**

Participant Name	Donation	Price
jill hayter	Student	FREE

**Your Information**

Name	jill hayter
Email Address	Your receipt will be sent to hayter@etsu.edu

**Donation Summary**

Participant Registrations	FREE
Total	FREE

At the bottom, there are three buttons: CANCEL, < PREV, and PAY. The PAY button is circled in red with an arrow pointing to it. A CONTACT ORGANIZER button is also visible in the top right.

## BLUE AND GOLD FUN RUN DETAILS AND HOW TO GET REGISTERED

### Step 9: We made it! Donation is confirmed 😊

Donation Receipt | Doggy x +

https://univschool.doggy.io/checkout/ContributionConfirmation/6840f5b0-31a9-4af8-b785-b51ba205b343

DONATION CONFIRMED

### Thank you for your donation!

Your donation was successfully processed on 04/23/2021 at 10:57 AM EST  
Confirmation ID: 2956067

SHARE THE CAMPAIGN

[f](#) [t](#) [s](#)

#### Fundraising Page

Customizing your fundraising page is a great way to get more donations!  
Click the links below to start.

Participant Name	Fundraising Page
jill hayter	<a href="https://univschool.doggy.io/schoolfunrun/c7e8fd">https://univschool.doggy.io/schoolfunrun/c7e8fd</a>

You can also go to [My Account](#) to access your participant dashboard.  
Your dashboard is a personalized page to view your supporters, update your information, and share your link to get more supporters.

Leave a Comment

[CONTACT ORGANIZER](#)

**Send this personalized link out to family and friends to support your child**